



The IB Diploma Statistical Bulletin

May 2013 Examination Session

The IB Diploma Programme statistical bulletin, May 2013 examination session.

International Baccalaureate
Churchillplein 6, 2517 JW Den Haag
The Netherlands
Phone: +31 70 352 6297
Fax: +31 70 352 6003
Website: www.ibo.org

© International Baccalaureate Organization 2013

Statistical queries should be directed to

IB Answers:
ibid@ibo.org

Table of Content

Index	3
Summary	4
Schools	5
Candidates	6
Results	7
Points Awarded	8
Extended Essay	9
Theory of Knowledge	10
Appendix	11
Year on Year Growth	11
Candidates by Nationality	12
Candidates by School Country	14
Total Points Distribution	16
Examination Results by Subject	17

Index: Key to abbreviations

Categories of registration

Diploma Programme candidates must register in one of five categories:

Diploma	Candidates intending to complete the requirements for the award of an IB Diploma.
Retake*	Previous IB Diploma candidates who are seeking to improve their results by retaking one or more subjects. The highest grade obtained for a subject will contribute towards the IB
Course	Candidates taking one or more subjects who are not seeking the award of the IB Diploma.
Anticipated	Candidates intending to complete the requirements for one or two standard level subjects (excluding languages ab initio and pilot subjects) at the end of their first year of the Diploma Programme. They must complete all remaining IB Diploma requirements in the corresponding examination session the following year.
IBCC	Candidates intending to complete the requirements for the award of the IB Career-related Certificate.

* Unless otherwise stated, retake candidates are included in the dataset.

IB Regions

Schools authorized to offer the IB Diploma Programme are grouped by geographical region. The abbreviations used in the tables are the codes describing the following geographical regions:

IBAEM	IB Africa, Europe, Middle East
IBAP	IB Asia-Pacific
IBA	IB Americas

Subject groups

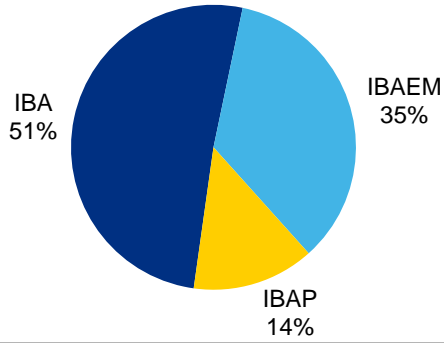
1	Studies in Languages and Literature
2	Language acquisition
3	Individuals and Societies
4	Experimental sciences
5	Mathematical and Computer Science
6	The Arts

Other abbreviations

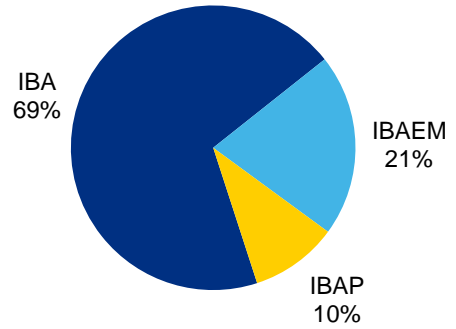
HL	Higher level
SL	Standard Level
TOK	Theory of Knowledge
EE	Extended Essay
PS	Pilot Subject
SBS	School-Based Syllabus

SUMMARY

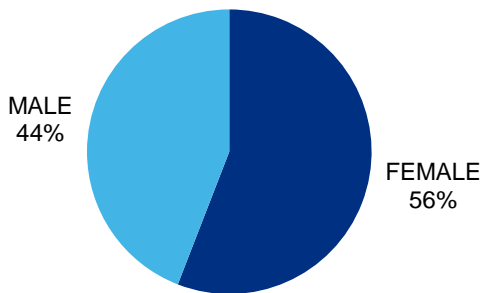
Percentage of Schools by Region



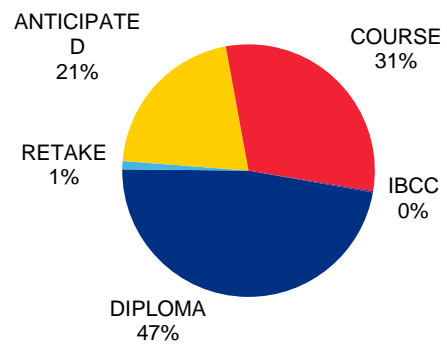
Percentage of Candidates by Region



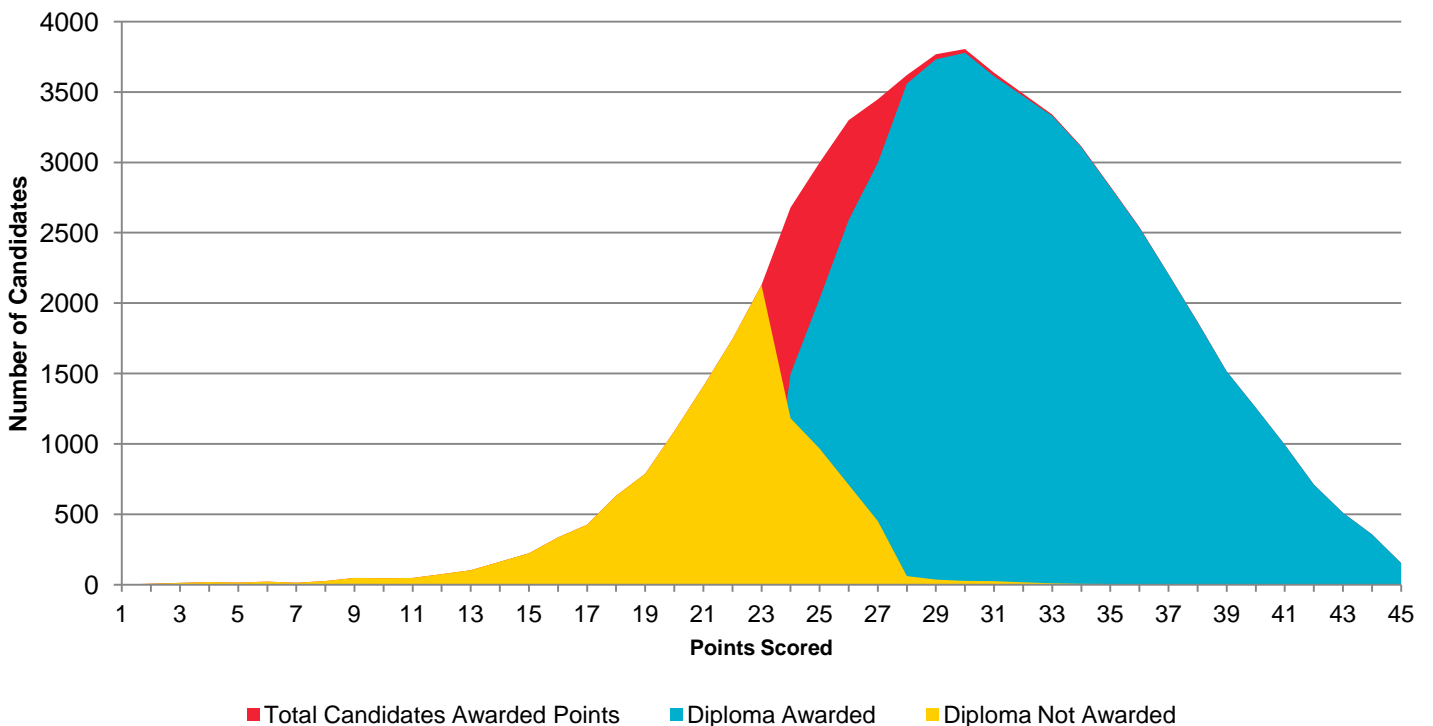
Percentage of Candidates by Gender



Percentage of Candidates by Category



Total Points - Candidate Distribution

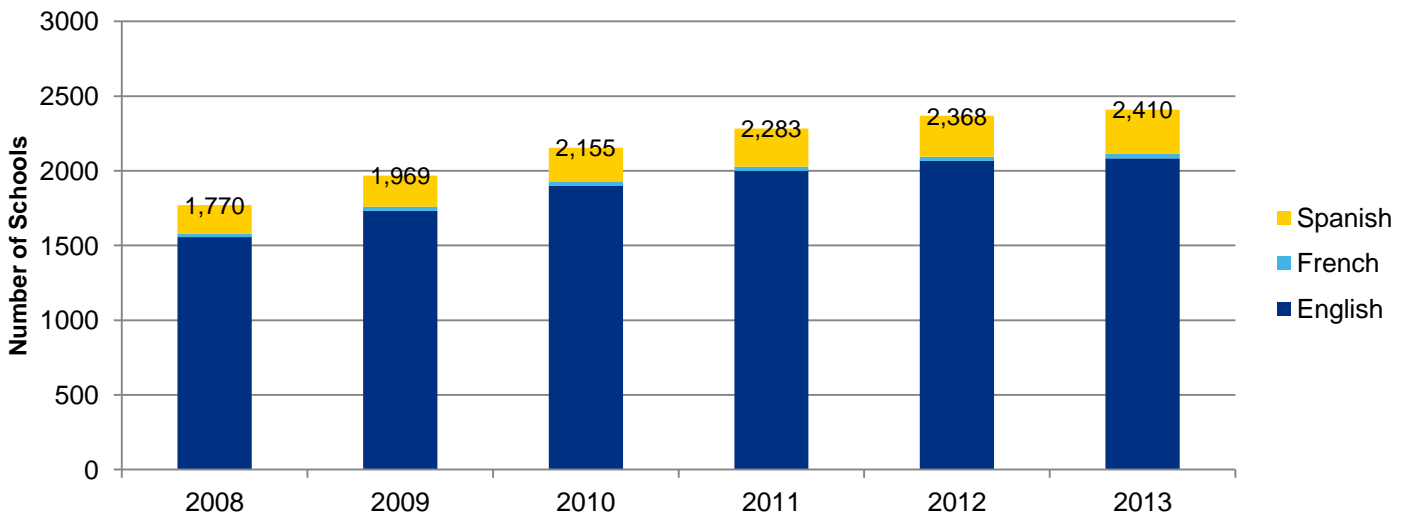


SCHOOLS

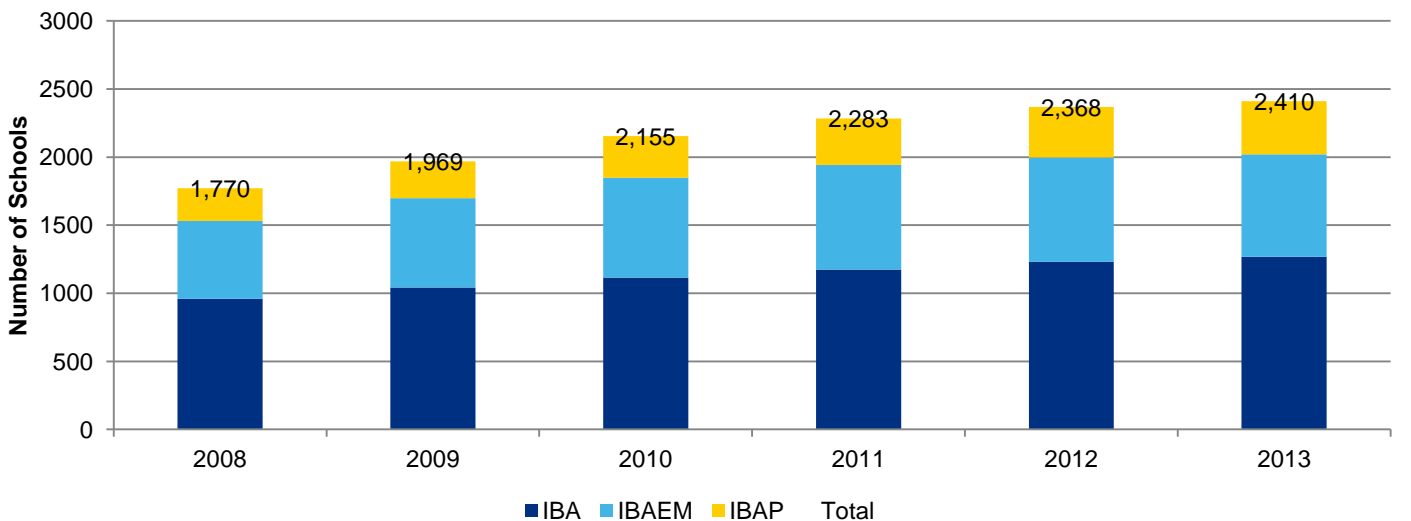
Schools* by Number of Candidates						
School Size	May-08	May-09	May-10	May-11	May-12	May-13
1-10 Candidates	162	167	200	264	264	291
11-30 Candidates	397	459	506	559	619	631
31-50 Candidates	268	309	338	380	407	402
51-80 Candidates	251	256	272	274	298	325
81-120 Candidates	164	179	198	217	230	249
121-200 Candidates	131	145	155	161	165	175
>200 Candidates	59	67	71	71	81	83
Total	1432	1582	1740	1926	2064	2156

* Schools with candidates in the May sessions

Schools by Working Language

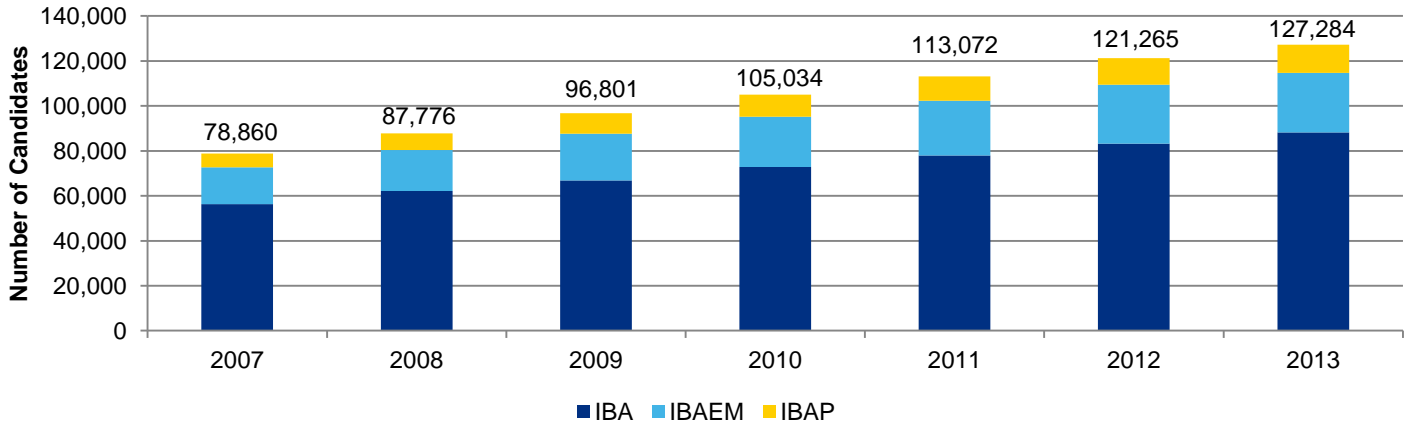


Schools with Registered Candidates by Region

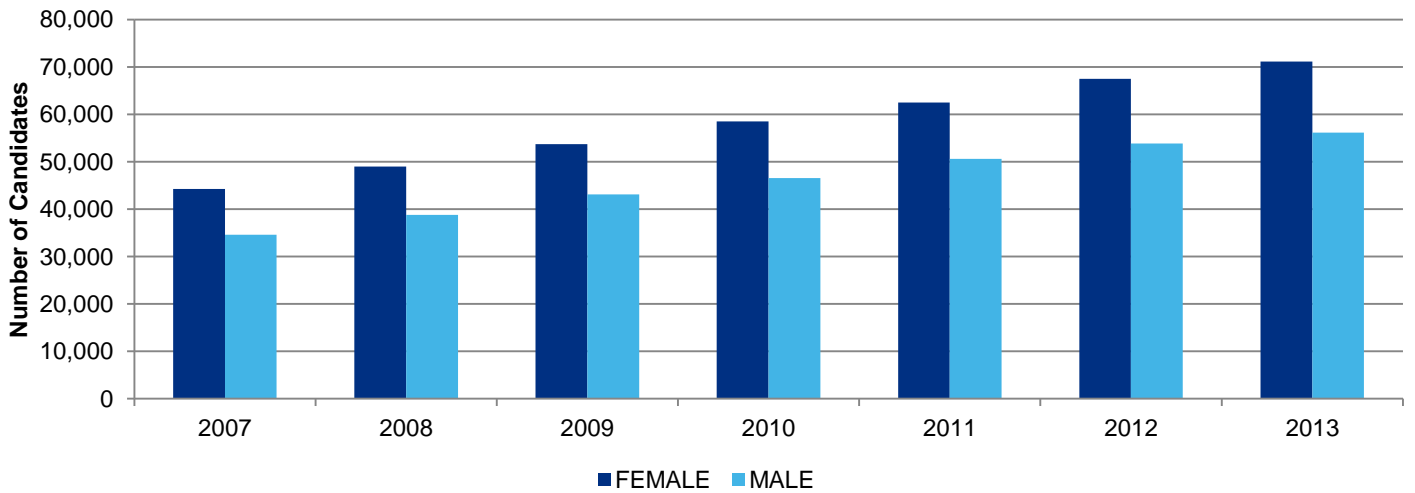


CANDIDATES

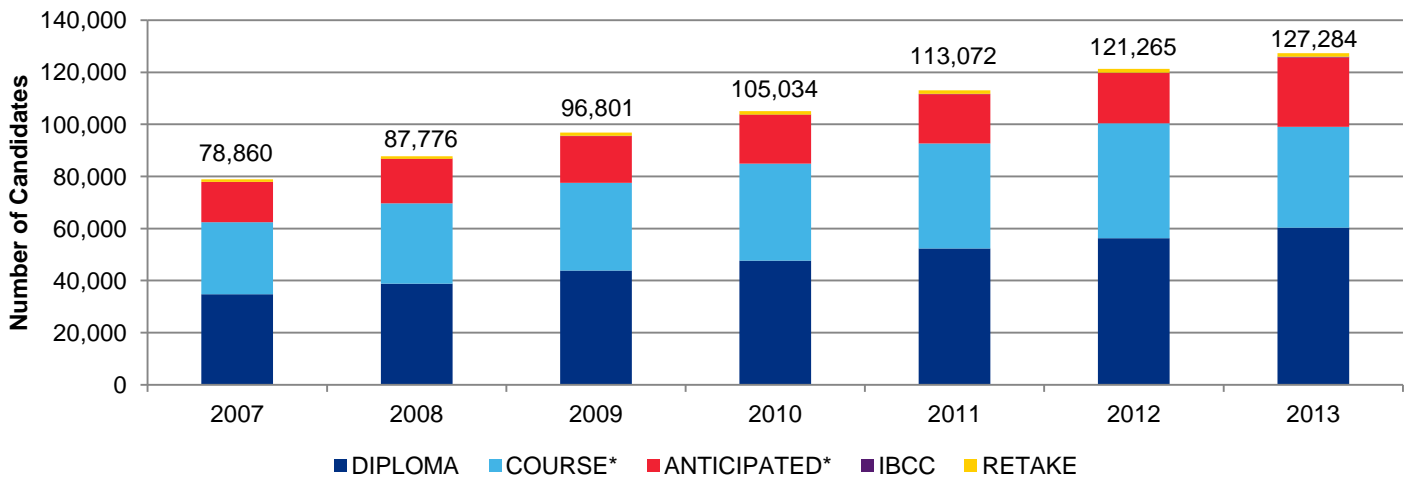
Candidate Growth by Region



Candidate Growth by Gender



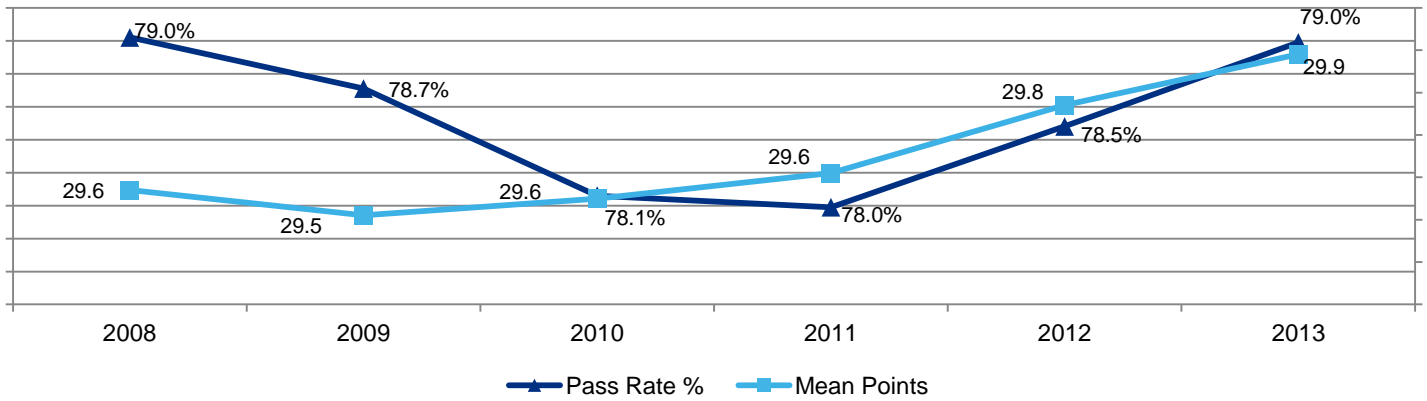
Candidate Growth by Category



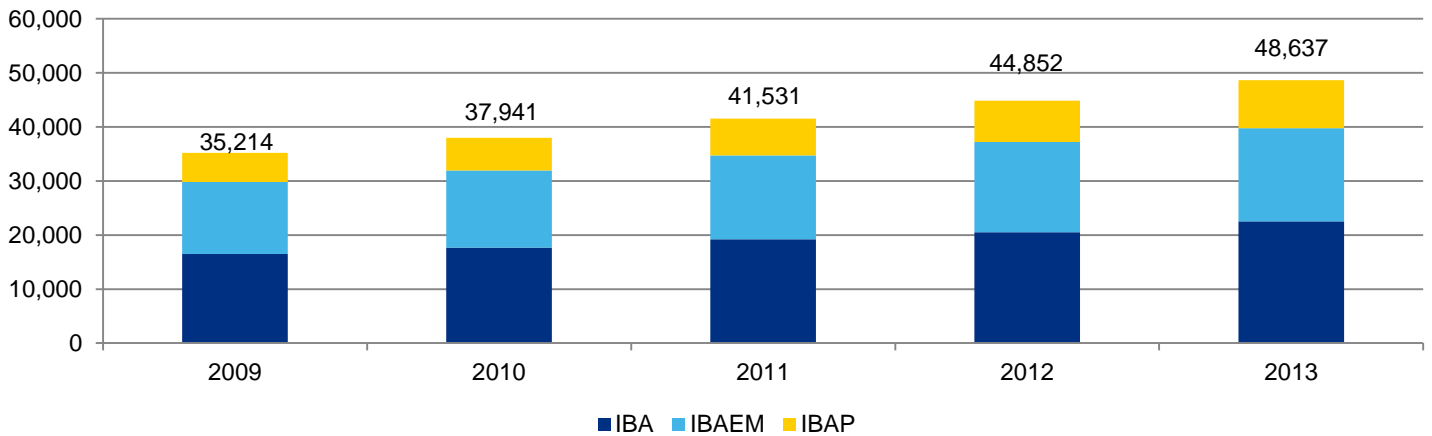
* Anticipated candidates are allowed to change their category to course and this will affect these numbers

RESULTS

Pass Rate and Mean Total Points



Number of Diplomas Awarded by Region



Bilingual Diplomas Awarded

Year	Bilingual	Diploma	Total	% Bilingual
2007	8,611	19,487	28,098	30.65%
2008	9,717	21,573	31,290	31.05%
2009	10,940	24,274	35,214	31.07%
2010	11,720	26,221	37,941	30.89%
2011	12,774	28,757	41,531	30.76%
2012	14,020	30,832	44,852	31.26%
2013	13,730	34,907	48,637	28.22%

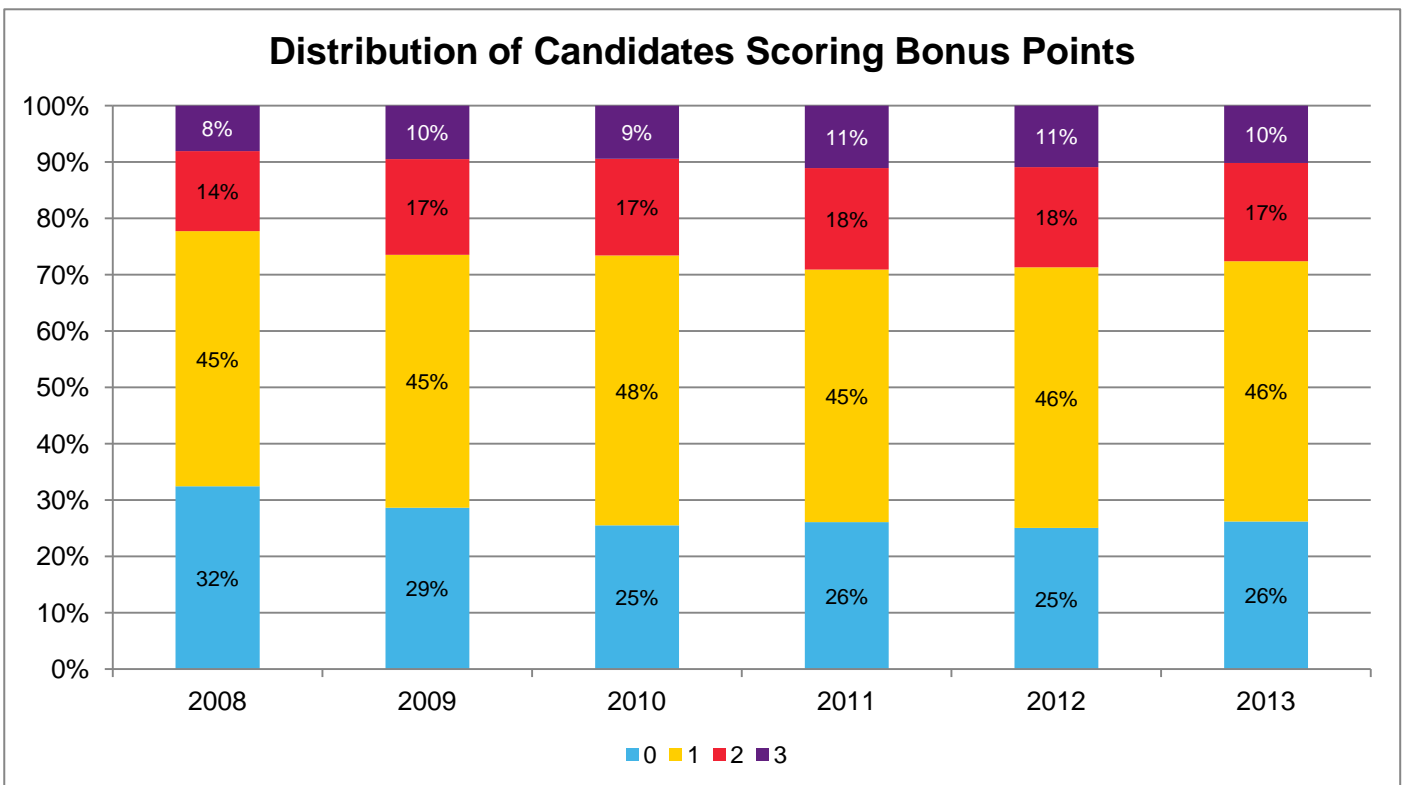
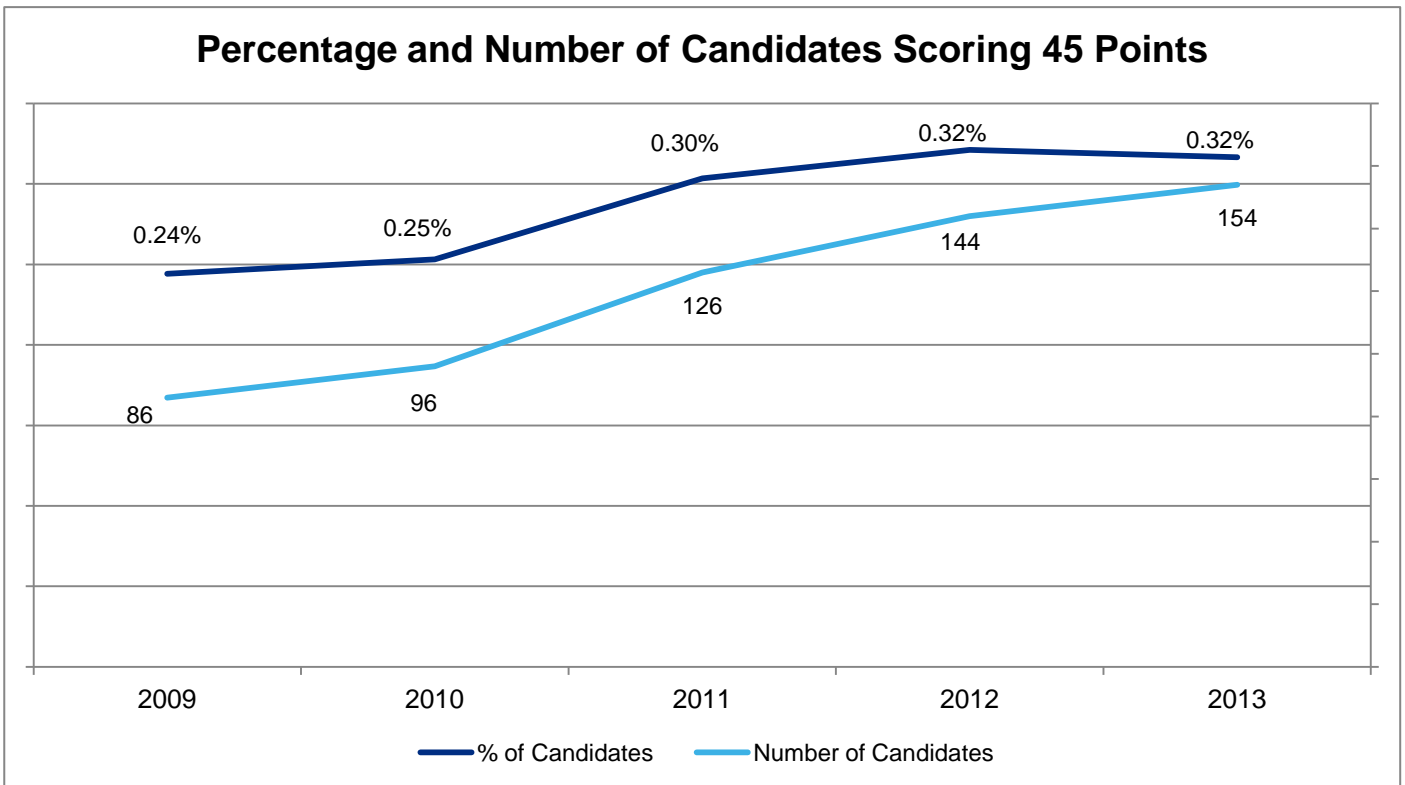
Subject Registrations

Number of Subjects Taken

Subject Group	English	French	German	Portuguese	Spanish	Turkish	Total	Higher Level	Standard Level	Total
Group 1	-	-	-	-	-	-	86,925	70	89	159
Group 2	-	-	-	-	-	-	69,710	20	34	54
Group 3	107,203	778	230	-	5,391	-	113,602	9	23	32
Group 4	91,520	835	235	-	4,492	-	97,082	4	8	12
Group 5	71,845	614	-	-	4,246	-	76,705	2	4	6
Group 6	21,489	40	-	-	891	-	22,420	5	7	12
SBS	-	-	-	102	-	225	327	-	16	16
Total†	292,057	2,267	465	102	15,020	225	466,959	110	181	291

†Trans-disciplinary subjects are counted only once

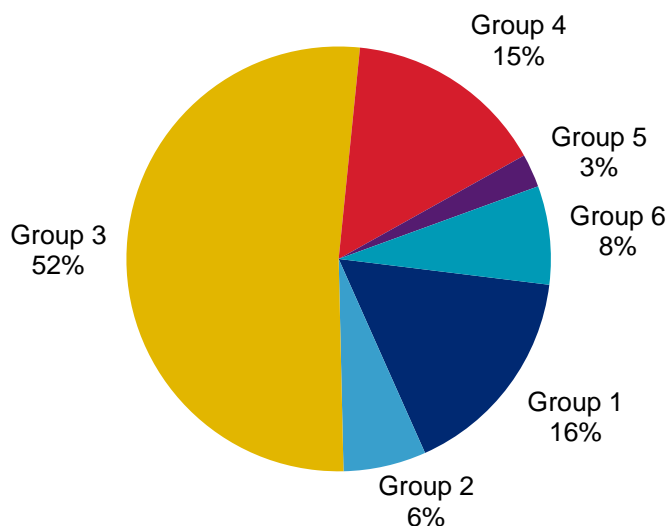
Points Awarded



Extended Essay

Extended essay by subject group and result								
Group Number	A	B	C	D	E	Total	Total candidates awarded grade	% Awarded Grade
Group 1	1,804	2,707	3,259	1,364	90	9,310	9,224	99.08%
Group 2	886	1,058	1,121	449	35	3,571	3,549	99.38%
Group 3	2,498	6,355	11,836	7,768	796	29,566	29,253	98.94%
Group 4	731	1,782	3,400	2,375	324	8,671	8,612	99.32%
Group 5	143	269	574	355	91	1,441	1,432	99.38%
Group 6	955	1,064	1,424	699	79	4,264	4,221	98.99%
Total	7,017	13,235	21,614	13,010	1,415	56,823	56,291	99.06%
Percentage of Total	12.35%	23.29%	38.04%	22.90%	2.49%			

**Extended Essay
Candidates Percentage by Subject Group**



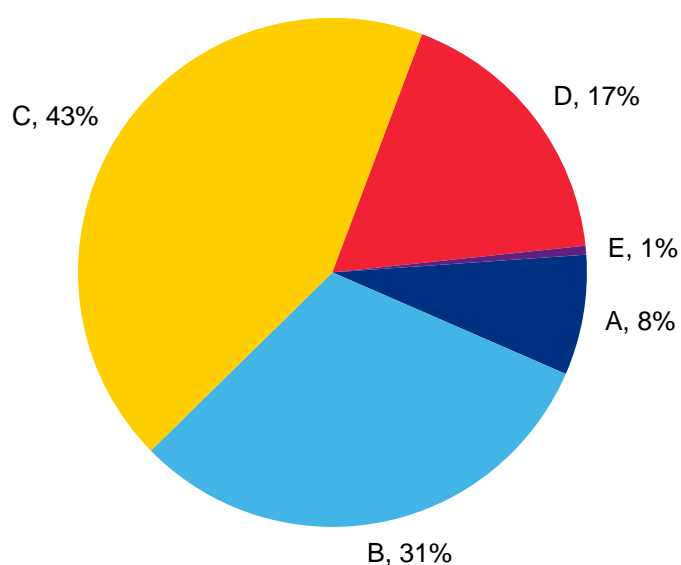
Top 10 Extended Essay Subjects by Candidate Count - Results

Subject	A	B	C	D	E
HISTORY	922	2,893	5,516	3,686	274
ENGLISH A1	798	1,559	2,506	1,226	86
BIOLOGY	321	849	1,549	1,122	188
PSYCHOLOGY	240	688	1,402	1,243	245
ECONOMICS	358	816	1,264	671	35
PHYSICS	111	307	785	669	83
CHEMISTRY	183	389	654	328	27
MATHEMATICS	102	202	461	315	82
SPANISH B	93	132	139	44	3
FRENCH B	86	115	90	41	2

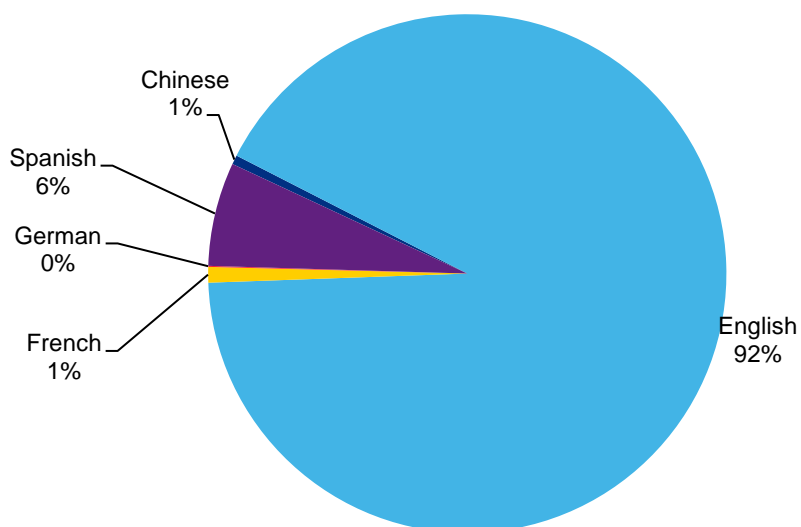
Theory of Knowledge

TOK Grade distribution								
	A	B	C	D	E	N	Total	Total Awarded Grade
Number of Candidates	4,579	18,628	25,801	10,536	337	579	60,460	60,460
% of Candidates awarded grade	7.57%	30.81%	42.67%	17.43%	0.56%	0.96%	100.00%	100.00%

**Theory of Knowledge
Candidates Percentage by Grade Awarded**



Theory of Knowledge Candidates by Written Language



APPENDIX



Year on Year Growth

Year	Number of schools entered	Percentage of increase - Schools	Number of candidates examined	Percentage of increase - Candidates	Average number of candidates per school	Number of diploma and retake candidates	Average number of diploma and retake candidates per school
1990	301	3%	13,321	12%	44.3	4,287	14.2
1991	322	7%	14,749	11%	45.8	4,811	14.9
1992	346	7%	16,078	9%	46.5	5,693	16.5
1993	370	7%	17,552	9%	47.4	6,432	17.4
1994	405	9%	19,509	11%	48.2	7,331	18.1
1995	437	8%	21,361	9%	48.9	8,403	19.2
1996	455	4%	23,448	10%	51.5	9,396	20.7
1997	502	10%	26,570	13%	52.9	10,868	21.6
1998	568	13%	29,505	11%	51.9	12,476	22
1999	631	11%	33,143	12%	52.5	14,001	22.2
2000	678	7%	36,758	11%	54.2	15,592	23
2001	743	10%	40,579	10%	54.6	16,880	22.7
2002	825	11%	46,659	15%	56.6	19,796	24
2003	890	8%	52,110	12%	58.6	22,662	25.5
2004	974	9%	57,230	10%	58.8	25,111	25.8
2005	1,059	9%	64,081	12%	60.5	27,971	26.4
2006	1,178	11%	72,170	13%	61.3	32,126	27.3
2007	1,289	9%	79,934	11%	62	35,903	30.2
2008	1,432	11%	87,779	10%	61.3	39,914	30.4
2009	1,582	10%	96,802	10%	61.2	45,130	31.3
2010	1,740	10%	105,034	8%	60.3	49,049	28.2
2011	1,926	11%	113,072	8%	58.7	53,728	27.9
2012	2,064	7%	121,895	7%	58.7	57,706	27.9
2013	2,156	4%	127,284	5%	59.0	61,644	28.6

Number of Candidates by Nationality

Country	Number of Candidates
AFGHANISTAN	65
ALBANIA	37
ALGERIA	19
AMERICAN SAMOA	3
ANGOLA	17
ANTIGUA AND BARBUDA	12
ARGENTINA	219
ARMENIA	40
AUSTRALIA	720
AUSTRIA	259
AZERBAIJAN	31
BAHAMAS	29
BAHRAIN	333
BANGLADESH	140
BARBADOS	9
BELARUS	27
BELGIUM	270
BELIZE	6
BENIN	6
BERMUDA	89
BHUTAN	21
BOLIVIA	52
BOSNIA AND HERZEGOVINA	171
BOTSWANA	5
BRAZIL	550
BRITISH INDIAN OCEAN TERRITORY	9
BRUNEI DARUSSALAM	25
BULGARIA	152
BURKINA FASO	6
BURUNDI	22
CAMBODIA	30
CAMEROON	20
CANADA (2)	9,774
CAYMAN ISLANDS	6
CHAD	1
CHILE	509
CHINA (7)	2,025
COLOMBIA	1,358
COMOROS	1
CONGO	17
CONGO, THE DEMOCRATIC REPUBLIC O	8
COSTA RICA	146
COTE D'IVOIRE	9
CROATIA	64
CUBA	51
CYPRUS	36
CZECH REPUBLIC	147
DENMARK	520
DOMINIA	5
DOMINICAN REPUBLIC	62
ECUADOR	858
EGYPT	437
EL SALVADOR	141
ERITREA	13
ESTONIA	63
ETHIOPIA	117
FARAOE ISLAND	1

Country	Number of Candidates
FIJI	12
FINLAND	539
FRANCE	693
FRENCH SOUTHERN TERRITORIES	1
GABON	2
GAMBIA	8
GEORGIA	39
GERMANY (9)	1,919
GHANA	154
GIBRALTAR	1
GREECE	687
GREENLAND	2
GRENADA	1
GUAM	3
GUATEMALA	46
GUINEA	3
GUINEA-BISSAU	1
GUYANA	13
HAITI	45
HONDURAS	138
HONG KONG	584
HUNGARY	124
ICELAND	29
INDIA (5)	3,304
INDONESIA	681
IRAN, ISLAMIC REPUBLIC OF	158
IRAQ	79
IRELAND	124
ISLE OF MAN	6
ISRAEL	143
ITALY	875
JAMAICA	99
JAPAN	644
JERSEY	17
JORDAN	459
KAZAKHSTAN	76
KENYA	206
KOREA, REPUBLIC OF (10)	1,839
KUWAIT	140
KYRGYZSTAN	6
LAO PEOPLE'S DEMOCRATIC REPUBLIC	7
LATVIA	89
LEBANON	151
LESOTHO	86
LIBERIA	9
LIBYAN ARAB JAMAHIRIYA	19
LICHTENSTEIN	2
LITHUANIA	124
LUXEMBOURG	26
MACAO	13
MACEDONIA, THE FORMER YUGOSLAV REPUBLIC OF	57
MADAGASCAR	2
MALAWI	20
MALAYSIA	864
MALDIVES	8
MALI	3
MALTA	34

Country	Number of Candidates
MARSHALL ISLANDS	2
MAURETANNIA	2
MAURITIUS	31
MEXICO (4)	3,475
MOLDOVA	16
MONACO	1
MONGOLIA	33
MONTENEGRO	21
MOROCCO	53
MOZAMBIQUE	11
MYANMAR	44
NAMIBIA	18
NAURU	1
NEPAL	141
NETHERLANDS (6)	3,260
NETHERLANDS ANTILLES	9
NEW CALEDONIA	1
NEW ZEALAND	164
NICARAGUA	23
NIGER	4
NIGERIA	162
NORTH KOREA	105
NORWAY	639
OMAN	64
PAKISTAN	285
PALAU	1
PALESTINIAN TERRITORY, OCCUPIED	117
PANAMA	36
PAPUA NEW GUINEA	5
PARAGUAY	6
PERU	168
PHILIPPINES	550
POLAND	943
PORTUGAL	223
PUERTO RICO	31
QATAR	71
ROMANIA	161
RUSSIAN FEDERATION	471
RWANDA	59
SAINT LUCIA	1
SAINT VINCENT AND THE GRENADINES	2
SAMOA	2
SAUDI ARABIA	215
SENEGAL	40
SERBIA	110
SIERRA LEON	14
SINGAPORE	349
SLOVAKIA	108
SLOVENIA	80
SOLOMON ISLANDS	1
SOMALIA	38
SOUTH AFRICA	225
SPAIN (8)	1,982

Country	Number of Candidates
SRI LANKA	75
SUDAN	37
SWAZILAND	12
SWEDEN	1,071
SWITZERLAND	425
SYRIAN ARAB REPUBLIC	44
TAIWAN	376
TAJIKISTAN	7
TANZANIA, UNITED REPUBLIC OF	94
THAILAND	467
TIMOR-LESTE	4
TOGO	26
TONGA	4
TRINIDAD AND TOBAGO	30
TUNISIA	13
TURKEMENISTAN	3
TURKEY	675
TURKS AND CAICOS ISLANDS	1
UGANDA	58
UKRAINE	120
UNITED ARAB EMIRATES	41
UNITED KINGDOM (3)	4,652
UNITED STATES (1)	68,219
UNITED STATES MINOR OUTLYING ISLANDS	7
URUGUAY	135
UZBEKISTAN	25
VANUATU	1
VENEZUELA	349
VIETNAM	388
VIRGIN ISLANDS, BRITISH	2
VIRGIN ISLANDS, U.S.	11
WESTERN SAHARA	3
YEMEN	15
ZAMBIA	35
ZIMBABWE	72
OTHER	36

Top ten countries ranks displayed in brackets.

Total number of nationalities: 212 (204 are above, 8 nationalities are from dual nationality candidates whose second nationality is not in the above).
Candidates with dual nationality (second nationality is not included in the above): 12 697.

Number of Candidates by Country of School

Country	Number of candidates
ANGOLA	28
ANTIGUA AND BARBUDA	15
ARGENTINA	160
ARMENIA	12
AUSTRALIA	298
AUSTRIA	356
AZERBAIJAN	15
BAHAMAS	44
BAHRAIN	430
BANGLADESH	75
BARBADOS	4
BELGIUM	320
BERMUDA	100
BOLIVIA	8
BOSNIA AND HERZEGOVINA	160
BRAZIL	494
BRUNEI DARUSSALAM	59
BULGARIA	58
CAMBODIA	44
CANADA (2)	10,249
CAYMAN ISLANDS	12
CHILE	542
CHINA (7)	2,277
COLOMBIA	1,185
COSTA RICA	225
CROATIA	58
CUBA	13
CURAÇAO	29
CYPRUS	42
CZECH REPUBLIC	212
DENMARK	462
DOMINICAN REPUBLIC	49
ECUADOR	864
EGYPT	359
EL SALVADOR	83
ESTONIA	45
ETHIOPIA	71
FIJI	4
FINLAND	499
FRANCE	521
GEORGIA	32
GERMANY	1,325
GHANA	183
GREECE	749
GUAM	29
GUATEMALA	7
HONDURAS	121
HONG KONG (9)	1,807
HUNGARY	116
ICELAND	25
INDIA (6)	2,426
INDONESIA	912
IRAN, ISLAMIC REPUBLIC OF	18
IRELAND	38
ISLE OF MAN	55
ISRAEL	14
ITALY	703

Country	Number of candidates
JAMAICA	76
JAPAN	369
JERSEY	26
JORDAN	428
KAZAKHSTAN	19
KENYA	266
KOREA, REPUBLIC OF	270
KUWAIT	183
LAO PEOPLE'S DEMOCRATIC REPUBLIC	15
LATVIA	70
LEBANON	150
LESOTHO	82
LITHUANIA	63
LUXEMBOURG	105
MACAO	18
MACEDONIA, THE FORMER YUGOSLAV REPUBLIC OF	44
MALAWI	28
MALAYSIA	859
MALTA	57
MAURITIUS	19
MEXICO (5)	2,830
MONACO	16
MONGOLIA	18
MOROCCO	56
MOZAMBIQUE	39
MYANMAR	49
NAMIBIA	14
NEPAL	38
NETHERLANDS (4)	3,288
NEW ZEALAND	135
NICARAGUA	9
NIGERIA	36
NORWAY	787
OMAN	106
PAKISTAN	10
PALESTINIAN TERRITORY, OCCUPIED	91
PANAMA	68
PERU	124
PHILIPPINES	517
POLAND	845
PORTUGAL	216
QATAR	289
ROMANIA	72
RUSSIAN FEDERATION	149
RWANDA	55
SAUDI ARABIA	316
SENEGAL	29
SERBIA	51
SINGAPORE	914
SINT MAARTEN (DUTCH)	13
SLOVAKIA	100
SLOVENIA	87
SOUTH AFRICA	58
SPAIN (8)	1,927
SRI LANKA	50
SUDAN	18
SWAZILAND	48

Country	Number of candidates
SWEDEN	1,150
SWITZERLAND (10)	1,417
TAIWAN	372
TANZANIA, UNITED REPUBLIC OF	126
THAILAND	830
TOGO	33
TUNISIA	25
TURKEY	644
UGANDA	97
UKRAINE	43
UNITED ARAB EMIRATES	986
UNITED KINGDOM (3)	4,590
UNITED STATES (1)	70,568
URUGUAY	115
UZBEKISTAN	24
VENEZUELA	229
VIETNAM	262
VIRGIN ISLANDS, BRITISH	12
VIRGIN ISLANDS, U.S.	9
ZAMBIA	58
ZIMBABWE	38

Top ten countries in brackets

Countries represented: 135

Candidates Distributed by Number of Points

Diploma Awarded			Diploma Not Awarded			
Total Points	Number of Candidates	% Awarded	Number of Candidates	% Not Awarded	Total Candidates	Cumulative %
1			1	0.00%	1	0.00%
2			7	0.01%	7	0.01%
3			13	0.02%	13	0.03%
4			19	0.03%	19	0.07%
5			15	0.02%	15	0.09%
6			22	0.04%	22	0.13%
7			14	0.02%	14	0.15%
8			26	0.04%	26	0.19%
9			48	0.08%	48	0.27%
10			46	0.07%	46	0.34%
11			48	0.08%	48	0.42%
12			75	0.12%	75	0.54%
13			103	0.17%	103	0.71%
14			163	0.26%	163	0.98%
15			223	0.36%	223	1.34%
16			336	0.55%	336	1.88%
17			426	0.69%	426	2.58%
18			632	1.03%	632	3.60%
19			788	1.28%	788	4.88%
20			1,090	1.77%	1,090	6.66%
21			1,410	2.29%	1,410	8.95%
22			1,744	2.83%	1,744	11.78%
23			2,129	3.46%	2,129	15.24%
24	1,497	2.43%	1,182	1.92%	2,679	19.60%
25	2,033	3.30%	966	1.57%	2,999	24.47%
26	2,591	4.21%	709	1.15%	3,300	29.84%
27	2,996	4.87%	452	0.73%	3,448	35.44%
28	3,559	5.79%	61	0.10%	3,620	41.33%
29	3,732	6.07%	36	0.06%	3,768	47.45%
30	3,778	6.14%	27	0.04%	3,805	53.64%
31	3,612	5.87%	25	0.04%	3,637	59.55%
32	3,471	5.64%	17	0.03%	3,488	65.22%
33	3,330	5.41%	10	0.02%	3,340	70.65%
34	3,108	5.05%	6	0.01%	3,114	75.71%
35	2,824	4.59%	5	0.01%	2,829	80.31%
36	2,536	4.12%	4	0.01%	2,540	84.44%
37	2,205	3.58%	1	0.00%	2,206	88.02%
38	1,865	3.03%	3	0.00%	1,868	91.06%
39	1,515	2.46%			1,515	93.52%
40	1,258	2.04%			1,258	95.57%
41	994	1.62%			994	97.18%
42	711	1.16%			711	98.34%
43	511	0.83%			511	99.17%
44	357	0.58%			357	99.75%
45	154	0.25%			154	100.00%
Total	48,637	79.06%	12,882	20.94%	61,519	100.00%

Results by Subjects

Percentage of Candidates Awarded Grades											
Group 1	Level	Grand Total	Mean Grade	1	2	3	4	5	6	7	Total
ALBANIA A LIT	SL	12	6.42	0.00%	0.00%	0.00%	0.00%	0.00%	58.33%	41.67%	100.00%
AMHARIC A LIT	SL	24	6.58	0.00%	0.00%	0.00%	4.17%	0.00%	29.17%	66.67%	100.00%
ARABIC A LAL	HL	112	4.32	0.00%	0.00%	12.61%	48.65%	33.33%	5.41%	0.00%	100.00%
ARABIC A LAL	SL	168	4.36	0.00%	0.00%	3.61%	59.64%	34.34%	2.41%	0.00%	100.00%
ARABIC A LIT	HL	203	4.60	0.00%	0.49%	4.43%	41.87%	40.89%	12.32%	0.00%	100.00%
ARABIC A LIT	SL	271	4.91	0.00%	1.49%	5.58%	25.28%	40.15%	23.05%	4.46%	100.00%
ARMENIA A LIT	SL	17	6.00	0.00%	0.00%	0.00%	0.00%	35.29%	29.41%	35.29%	100.00%
BOSNIAN A LIT	SL	12	5.50	0.00%	8.33%	8.33%	0.00%	25.00%	25.00%	33.33%	100.00%
BOSNIAN A LIT	HL	77	5.50	0.00%	0.00%	0.00%	21.05%	26.32%	34.21%	18.42%	100.00%
BULGARI A LIT	SL	10	6.00	0.00%	0.00%	0.00%	0.00%	0.00%	100.00%	0.00%	100.00%
BULGARI A LIT	HL	32	6.23	0.00%	0.00%	0.00%	0.00%	6.67%	63.33%	30.00%	100.00%
BURMESE A LIT	SL	10	5.30	0.00%	0.00%	10.00%	10.00%	20.00%	60.00%	0.00%	100.00%
CATALAN A LIT	SL	19	6.42	0.00%	0.00%	0.00%	0.00%	10.53%	36.84%	52.63%	100.00%
CATALAN A LIT	HL	35	6.14	0.00%	0.00%	0.00%	2.86%	17.14%	42.86%	37.14%	100.00%
CHINESE A LIT	HL	182	5.74	0.00%	0.00%	0.55%	3.31%	30.94%	51.93%	13.26%	100.00%
CHINESE A LAL	SL	435	5.66	0.00%	0.00%	0.69%	8.08%	25.17%	56.58%	9.47%	100.00%
CHINESE A LIT	HL	483	5.62	0.00%	0.00%	0.00%	6.51%	34.27%	49.67%	9.54%	100.00%
CHINESE A LIT	SL	576	5.59	0.00%	0.36%	1.07%	9.79%	30.43%	44.84%	13.52%	100.00%
CROATIA A LIT	SL	11	6.00	0.00%	0.00%	0.00%	0.00%	0.00%	18.18%	63.64%	100.00%
CROATIA A LIT	HL	44	5.91	0.00%	0.00%	0.00%	2.27%	27.27%	47.73%	22.73%	100.00%
CZECH A LIT	SL	15	5.80	0.00%	0.00%	0.00%	6.67%	33.33%	33.33%	26.67%	100.00%
CZECH A LIT	HL	70	5.55	0.00%	0.00%	0.00%	7.25%	37.68%	47.83%	7.25%	100.00%
DANISH A LIT	SL	100	6.06	0.00%	0.00%	0.00%	2.00%	22.00%	44.00%	32.00%	100.00%
DANISH A LIT	HL	134	5.69	0.00%	0.00%	0.00%	2.24%	38.81%	47.01%	11.94%	100.00%
DUTCH A LAL	HL	68	5.10	0.00%	0.00%	0.00%	26.47%	41.18%	27.94%	4.41%	100.00%
DUTCH A LAL	SL	77	5.43	0.00%	0.00%	0.00%	15.79%	34.21%	40.79%	9.21%	100.00%
DUTCH A LIT	HL	37	4.81	0.00%	0.00%	2.70%	32.43%	48.65%	13.51%	2.70%	100.00%
DUTCH A LIT	SL	111	4.51	0.91%	2.73%	10.00%	34.55%	35.45%	15.45%	0.91%	100.00%
ENGLISH A LAL	SL	7,411	5.11	0.00%	0.03%	2.71%	21.64%	41.63%	30.30%	3.69%	100.00%
ENGLISH A LAL	HL	10,915	5.07	0.00%	0.13%	3.37%	24.63%	38.51%	27.58%	5.78%	100.00%
ENGLISH A LIT	SL	7,277	5.02	0.00%	0.24%	4.01%	25.23%	40.40%	23.92%	6.20%	100.00%
ENGLISH A LIT	HL	40,725	4.78	0.00%	0.49%	6.23%	30.69%	43.17%	16.56%	2.86%	100.00%
ESTONIA A LIT	HL	11	6.46	0.00%	0.00%	0.00%	0.00%	0.00%	54.55%	45.45%	100.00%
ESTONIA A LIT	SL	17	5.94	0.00%	0.00%	0.00%	5.88%	5.88%	76.47%	11.76%	100.00%
FILIPIN A LIT	SL	12	5.60	0.00%	0.00%	0.00%	10.00%	50.00%	10.00%	30.00%	100.00%
FILIPIN A LIT	HL	11	5.73	0.00%	0.00%	0.00%	9.09%	36.36%	27.27%	27.27%	100.00%
FINNISH A LIT	SL	129	5.36	0.00%	0.79%	2.38%	19.84%	27.78%	35.71%	13.49%	100.00%
FINNISH A LIT	HL	154	5.48	0.00%	0.65%	0.65%	10.39%	37.66%	39.61%	11.04%	100.00%
FRENCH A LAL	HL	284	5.49	0.00%	0.00%	1.77%	14.13%	32.16%	37.46%	14.49%	100.00%
FRENCH A LAL	SL	367	5.26	0.00%	0.28%	1.66%	20.50%	36.29%	31.58%	9.70%	100.00%
FRENCH A LIT	SL	227	5.26	0.00%	0.00%	1.77%	21.24%	36.28%	30.97%	9.73%	100.00%
FRENCH A LIT	HL	447	5.40	0.00%	0.00%	1.35%	12.81%	38.88%	37.98%	8.99%	100.00%
GEORGIA A LIT	HL	21	6.05	0.00%	0.00%	0.00%	0.00%	9.52%	76.19%	14.29%	100.00%
GERMAN A LAL	SL	245	5.39	0.00%	0.00%	0.82%	17.21%	32.79%	40.16%	9.02%	100.00%
GERMAN A LAL	HL	349	5.58	0.00%	0.00%	0.29%	9.17%	31.81%	49.86%	8.88%	100.00%
GERMAN A LIT	SL	302	5.18	0.00%	0.33%	5.33%	20.33%	34.67%	29.00%	10.33%	100.00%
GERMAN A LIT	HL	816	5.23	0.00%	0.25%	1.48%	19.36%	40.69%	29.96%	8.26%	100.00%
HEBREW A LIT	SL	27	6.11	0.00%	7.41%	0.00%	0.00%	14.81%	22.22%	55.56%	100.00%
HINDI A LIT	SL	37	6.38	0.00%	0.00%	0.00%	0.00%	2.70%	56.76%	40.54%	100.00%
HUNGARI A LIT	HL	26	6.23	0.00%	0.00%	0.00%	0.00%	19.23%	38.46%	42.31%	100.00%
HUNGARI A LIT	SL	26	6.58	0.00%	0.00%	0.00%	0.00%	7.69%	26.92%	65.38%	100.00%
INDONES A LIT	HL	193	5.07	0.00%	0.00%	1.04%	21.76%	50.26%	23.32%	3.63%	100.00%
INDONES A LIT	SL	218	5.06	0.00%	0.00%	0.92%	22.94%	47.71%	26.15%	2.29%	100.00%
ITALIAN A LAL	SL	24	5.50	0.00%	0.00%	4.17%	4.17%	41.67%	37.50%	12.50%	100.00%
ITALIAN A LAL	HL	65	5.62	0.00%	0.00%	0.00%	12.31%	27.69%	46.15%	13.85%	100.00%
ITALIAN A LIT	SL	103	5.00	0.00%	0.98%	6.86%	23.53%	36.27%	24.51%	7.84%	100.00%

Percentage of Candidates Awarded Grades

Group 1 cont.	Level	Grand Total	Mean Grade	1	2	3	4	5	6	7	Total
ITALIAN A LIT	HL	205	4.98	0.00%	0.00%	1.96%	29.41%	44.12%	17.65%	6.86%	100.00%
JAPANES A LAL	SL	53	6.17	0.00%	0.00%	0.00%	1.89%	16.98%	43.40%	37.74%	100.00%
JAPANES A LAL	HL	90	6.00	0.00%	0.00%	0.00%	1.11%	22.22%	52.22%	24.44%	100.00%
JAPANES A LIT	SL	96	5.77	0.00%	0.00%	0.00%	9.38%	30.21%	34.38%	26.04%	100.00%
JAPANES A LIT	HL	112	5.91	0.00%	0.00%	0.00%	1.80%	27.03%	49.55%	21.62%	100.00%
KOREAN A LAL	SL	50	5.50	0.00%	0.00%	2.00%	10.00%	34.00%	44.00%	10.00%	100.00%
KOREAN A LAL	HL	72	5.41	0.00%	0.00%	1.41%	12.68%	42.25%	30.99%	12.68%	100.00%
KOREAN A LIT	SL	254	5.93	0.00%	0.00%	0.40%	4.84%	22.58%	45.97%	26.21%	100.00%
KOREAN A LIT	HL	309	5.69	0.00%	0.00%	0.32%	4.55%	34.42%	47.08%	13.64%	100.00%
LATVIAN A LIT	SL	12	6.09	0.00%	0.00%	0.00%	0.00%	18.18%	54.55%	27.27%	100.00%
LATVIAN A LIT	HL	33	5.97	0.00%	0.00%	0.00%	6.06%	21.21%	42.42%	30.30%	100.00%
LIT AND PERF†	SL	344	4.69	0.00%	2.52%	18.24%	24.53%	25.79%	20.13%	8.81%	100.00%
LITHUAN A LIT	HL	22	5.59	0.00%	0.00%	4.55%	9.09%	27.27%	40.91%	18.18%	100.00%
LITHUAN A LIT	SL	45	5.62	0.00%	0.00%	4.44%	15.56%	17.78%	37.78%	24.44%	100.00%
MACEDON A LIT	HL	35	6.97	0.00%	0.00%	0.00%	0.00%	0.00%	2.86%	97.14%	100.00%
MALAY A LIT	SL	515	6.36	0.00%	0.00%	0.00%	0.39%	2.33%	58.64%	38.64%	100.00%
MOD. GR A LAL	HL	46	6.09	0.00%	0.00%	0.00%	2.17%	17.39%	50.00%	30.43%	100.00%
MOD. GR A LAL	SL	50	5.88	0.00%	0.00%	0.00%	2.00%	22.00%	62.00%	14.00%	100.00%
MOD. GR A LIT	SL	260	5.04	0.00%	0.39%	8.11%	25.48%	28.19%	28.57%	9.27%	100.00%
MOD. GR A LIT	HL	261	4.71	0.00%	1.92%	15.77%	30.00%	23.85%	18.85%	9.62%	100.00%
MONGOLI A LIT	SL	11	6.18	0.00%	0.00%	0.00%	9.09%	9.09%	36.36%	45.45%	100.00%
NEPALI A LIT	SL	21	6.43	0.00%	0.00%	0.00%	4.76%	0.00%	42.86%	52.38%	100.00%
NORWEGI A LAL	HL	27	5.52	0.00%	0.00%	7.41%	11.11%	18.52%	48.15%	14.81%	100.00%
NORWEGI A LAL	SL	43	5.51	0.00%	0.00%	0.00%	13.95%	30.23%	46.51%	9.30%	100.00%
NORWEGI A LIT	SL	131	5.56	0.00%	0.00%	3.10%	12.40%	30.23%	34.11%	20.16%	100.00%
NORWEGI A LIT	HL	202	5.49	0.00%	0.00%	3.03%	13.13%	34.34%	30.81%	18.69%	100.00%
PERSIAN A LIT	SL	40	6.54	0.00%	0.00%	0.00%	0.00%	2.56%	41.03%	56.41%	100.00%
POLISH A LIT	HL	147	5.36	0.00%	0.00%	2.72%	17.69%	32.65%	34.69%	12.24%	100.00%
POLISH A LIT	SL	540	5.02	0.00%	0.74%	6.69%	25.28%	32.71%	26.58%	7.99%	100.00%
PORTUGU A LAL	SL	85	5.65	0.00%	0.00%	2.35%	11.76%	22.35%	45.88%	17.65%	100.00%
PORTUGU A LAL	HL	164	5.48	0.00%	0.00%	0.61%	10.37%	39.02%	40.85%	9.15%	100.00%
PORTUGU A LIT	HL	58	5.24	0.00%	1.72%	1.72%	13.79%	46.55%	25.86%	10.34%	100.00%
PORTUGU A LIT	SL	65	4.94	0.00%	0.00%	10.77%	26.15%	26.15%	32.31%	4.62%	100.00%
ROMANIA A LIT	SL	19	6.21	0.00%	0.00%	0.00%	0.00%	5.26%	68.42%	26.32%	100.00%
ROMANIA A LIT	HL	24	6.29	0.00%	0.00%	0.00%	0.00%	4.17%	62.50%	33.33%	100.00%
RUSSIAN A LAL	HL	10	5.70	0.00%	0.00%	0.00%	0.00%	50.00%	30.00%	20.00%	100.00%
RUSSIAN A LIT	HL	122	4.43	0.00%	1.65%	14.88%	42.98%	23.14%	14.05%	3.31%	100.00%
RUSSIAN A LIT	SL	204	4.49	0.00%	4.00%	13.00%	33.00%	33.50%	13.50%	3.00%	100.00%
SERBIAN A LIT	HL	36	5.83	0.00%	0.00%	0.00%	2.86%	28.57%	51.43%	17.14%	100.00%
SERBIAN A LIT	SL	58	5.78	0.00%	0.00%	0.00%	10.34%	27.59%	36.21%	25.86%	100.00%
SESOTHO A LIT	HL	23	5.96	0.00%	0.00%	0.00%	0.00%	18.18%	68.18%	13.64%	100.00%
SESOTHO A LIT	SL	40	6.30	0.00%	0.00%	0.00%	0.00%	2.50%	65.00%	32.50%	100.00%
SLOVAK A LIT	HL	14	6.14	0.00%	0.00%	0.00%	0.00%	14.29%	57.14%	28.57%	100.00%
SLOVAK A LIT	SL	54	5.87	0.00%	0.00%	0.00%	7.41%	27.78%	35.19%	29.63%	100.00%
SLOVENE A LIT	HL	66	6.29	0.00%	0.00%	0.00%	0.00%	9.09%	53.03%	37.88%	100.00%
SPANISH A LAL	SL	355	4.97	0.00%	0.29%	10.57%	24.86%	28.00%	29.14%	7.14%	100.00%
SPANISH A LAL	HL	814	5.18	0.00%	0.12%	3.10%	14.87%	47.58%	29.37%	4.96%	100.00%
SPANISH A LIT	SL	692	4.75	0.00%	0.44%	9.34%	33.14%	33.28%	19.12%	4.67%	100.00%
SPANISH A LIT	HL	4,569	4.70	0.00%	0.40%	7.99%	34.69%	36.63%	18.53%	1.76%	100.00%
SWAHILI A LIT	SL	30	5.93	0.00%	0.00%	0.00%	6.67%	13.33%	60.00%	20.00%	100.00%
SWEDISH A LAL	HL	90	5.38	0.00%	0.00%	4.44%	10.00%	37.78%	38.89%	8.89%	100.00%
SWEDISH A LAL	SL	101	5.42	0.00%	0.00%	2.02%	13.13%	34.34%	41.41%	9.09%	100.00%
SWEDISH A LIT	HL	218	5.60	0.00%	0.00%	1.39%	10.19%	36.57%	30.56%	21.30%	100.00%
SWEDISH A LIT	SL	246	5.37	0.00%	0.00%	2.04%	18.37%	34.29%	31.43%	13.88%	100.00%
THAI A LAL	HL	17	6.35	0.00%	0.00%	0.00%	0.00%	5.88%	52.94%	41.18%	100.00%
THAI A LAL	SL	102	6.24	0.00%	0.00%	0.00%	0.98%	9.80%	53.92%	35.29%	100.00%
THAI A LIT	HL	11	4.55	0.00%	0.00%	18.18%	36.36%	27.27%	9.09%	9.09%	100.00%
THAI A LIT	SL	44	4.84	0.00%	0.00%	9.30%	25.58%	37.21%	27.91%	0.00%	100.00%

Percentage of Candidates Awarded Grades

Group 1 cont.	Level	Grand Total	Mean Grade	1	2	3	4	5	6	7	Total
TURKISH A LIT	SL	222	5.78	0.00%	0.90%	1.35%	6.76%	25.68%	40.54%	24.77%	100.00%
TURKISH A LIT	HL	302	5.90	0.00%	0.67%	0.00%	4.01%	27.09%	40.47%	27.76%	100.00%
URDU A LIT	SL	15	5.57	0.00%	0.00%	0.00%	28.57%	7.14%	42.86%	21.43%	100.00%
VIETNAM A LIT	HL	19	6.21	0.00%	0.00%	0.00%	0.00%	5.26%	68.42%	26.32%	100.00%
VIETNAM A LIT	SL	73	6.19	0.00%	0.00%	0.00%	0.00%	13.04%	55.07%	31.88%	100.00%
Group 1 Total		86,925		0.00%	0.35%	4.93%	26.21%	39.71%	23.30%	5.48%	100.00%

Percentage of Candidates Awarded Grades

Group 2	Level	Grand Total	Mean Grade	1	2	3	4	5	6	7	Total
ARABIC AB.	SL	216	4.62	0.00%	6.57%	18.31%	22.07%	23.00%	19.72%	10.33%	100.00%
ARABIC B	HL	490	5.78	0.00%	0.41%	2.24%	6.53%	21.84%	47.55%	21.43%	100.00%
ARABIC B	SL	283	5.58	0.00%	2.83%	2.12%	7.42%	26.50%	44.52%	16.61%	100.00%
BEG. HINDI	SL	18	6.39	0.00%	0.00%	0.00%	0.00%	5.56%	50.00%	44.44%	100.00%
CHINESE B	HL	766	6.21	0.00%	0.00%	0.26%	1.97%	14.42%	43.25%	40.10%	100.00%
CHINESE B	SL	1,819	6.05	0.00%	0.06%	1.66%	7.76%	18.46%	28.16%	43.90%	100.00%
CLASS.GREEK	HL	14	6.29	0.00%	0.00%	0.00%	7.14%	21.43%	7.14%	64.29%	100.00%
CLASS.GREEK	SL	14	6.00	0.00%	0.00%	0.00%	7.69%	23.08%	30.77%	38.46%	100.00%
DANISH B	HL	119	5.60	0.00%	1.68%	2.52%	10.92%	24.37%	40.34%	20.17%	100.00%
DANISH B	SL	53	5.21	0.00%	0.00%	9.62%	23.08%	21.15%	28.85%	17.31%	100.00%
DUTCH B	HL	94	5.87	0.00%	0.00%	0.00%	6.45%	22.58%	48.39%	22.58%	100.00%
DUTCH B	SL	72	5.54	0.00%	0.00%	0.00%	12.86%	28.57%	50.00%	8.57%	100.00%
ENGLISH AB.	SL	117	5.44	0.00%	0.00%	1.71%	21.37%	28.21%	28.21%	20.51%	100.00%
ENGLISH B	HL	10,299	5.72	0.01%	0.04%	0.77%	6.58%	26.38%	52.62%	13.60%	100.00%
ENGLISH B	SL	1,957	5.97	0.00%	0.05%	0.72%	3.57%	19.30%	50.34%	26.02%	100.00%
FINNISH B	HL	30	6.43	0.00%	0.00%	0.00%	7.14%	0.00%	35.71%	57.14%	100.00%
FINNISH B	SL	38	6.34	0.00%	0.00%	0.00%	5.26%	15.79%	18.42%	60.53%	100.00%
FRENCH AB.	SL	2,476	4.92	0.12%	3.11%	11.79%	25.01%	23.00%	23.37%	13.59%	100.00%
FRENCH B	HL	3,073	5.33	0.10%	1.31%	7.14%	14.93%	25.87%	34.48%	16.18%	100.00%
FRENCH B	SL	11,172	4.91	0.05%	0.99%	9.43%	25.40%	31.89%	26.42%	5.83%	100.00%
GERMAN AB.	SL	712	4.99	0.00%	1.01%	12.36%	21.70%	25.86%	29.74%	9.34%	100.00%
GERMAN B	HL	1,106	5.80	0.00%	0.09%	1.83%	10.52%	20.49%	39.98%	27.08%	100.00%
GERMAN B	SL	1,454	5.29	0.07%	0.56%	4.75%	17.47%	30.33%	35.43%	11.39%	100.00%
HEBREW B	SL	36	5.86	0.00%	0.00%	0.00%	5.56%	25.00%	47.22%	22.22%	100.00%
HINDI B	HL	346	5.44	0.00%	0.00%	1.46%	7.29%	42.57%	43.15%	5.54%	100.00%
HINDI B	SL	624	5.76	0.00%	0.00%	0.32%	3.40%	26.21%	59.87%	10.19%	100.00%
INDONESIAN B	HL	84	6.26	0.00%	0.00%	0.00%	0.00%	11.90%	50.00%	38.10%	100.00%
INDONESIAN B	SL	62	5.95	0.00%	0.00%	0.00%	3.28%	13.11%	68.85%	14.75%	100.00%
ITALIAN AB.	SL	659	5.17	0.00%	0.46%	6.19%	23.99%	28.64%	26.93%	13.78%	100.00%
ITALIAN B	HL	140	5.86	0.00%	0.72%	10.14%	3.62%	18.12%	22.46%	44.93%	100.00%
ITALIAN B	SL	362	4.80	0.00%	0.84%	20.22%	22.75%	22.47%	21.35%	12.36%	100.00%
JAPANESE AB.	SL	361	5.03	0.00%	3.09%	12.36%	20.51%	25.56%	19.10%	19.38%	100.00%
JAPANESE B	HL	108	5.82	0.00%	0.00%	4.63%	8.33%	17.59%	38.89%	30.56%	100.00%
JAPANESE B	SL	411	5.15	0.00%	0.25%	6.23%	20.45%	37.41%	23.19%	12.47%	100.00%
KOREAN B	HL	45	6.02	0.00%	0.00%	0.00%	8.89%	6.67%	57.78%	26.67%	100.00%
KOREAN B	SL	38	5.55	0.00%	0.00%	0.00%	18.42%	28.95%	31.58%	21.05%	100.00%
LATIN	HL	252	5.27	0.00%	7.32%	11.38%	14.63%	14.63%	17.48%	34.55%	100.00%
LATIN	SL	849	4.61	0.36%	5.40%	12.59%	29.14%	27.22%	17.39%	7.91%	100.00%
MALAY AB.	SL	27	5.85	0.00%	0.00%	3.70%	7.41%	29.63%	18.52%	40.74%	100.00%
MANDARIN AB.	SL	936	5.46	0.00%	2.71%	8.47%	11.83%	22.15%	26.60%	28.23%	100.00%
NORWEGIAN B	HL	69	5.83	0.00%	0.00%	2.90%	11.59%	18.84%	33.33%	33.33%	100.00%
NORWEGIAN B	SL	38	5.61	0.00%	0.00%	0.00%	18.42%	26.32%	31.58%	23.68%	100.00%
PORTUGUESE B	HL	54	6.00	0.00%	0.00%	0.00%	3.85%	15.38%	57.69%	23.08%	100.00%
PORTUGUESE B	SL	43	5.88	0.00%	0.00%	0.00%	4.65%	20.93%	55.81%	18.60%	100.00%
RUSSIAN AB.	SL	41	5.98	0.00%	0.00%	2.44%	9.76%	14.63%	34.15%	39.02%	100.00%
RUSSIAN B	HL	81	6.57	0.00%	0.00%	0.00%	0.00%	8.64%	25.93%	65.43%	100.00%
RUSSIAN B	SL	81	6.32	0.00%	0.00%	0.00%	6.41%	10.26%	28.21%	55.13%	100.00%

Percentage of Candidates Awarded Grades

Group 2 cont.	Level	Grand Total	Mean Grade	1	2	3	4	5	6	7	Total
SPANISH AB.	SL	4,793	5.13	0.00%	1.31%	6.79%	22.54%	27.66%	29.96%	11.74%	100.00%
SPANISH B	HL	5,160	5.54	0.06%	0.59%	4.58%	13.38%	23.72%	36.64%	21.03%	100.00%
SPANISH B	SL	17,305	5.01	0.02%	0.64%	8.98%	20.98%	34.40%	27.90%	7.09%	100.00%
SWAHILI AB.	SL	41	5.66	0.00%	0.00%	4.88%	12.20%	12.20%	53.66%	17.07%	100.00%
SWEDISH B	HL	130	5.81	0.00%	0.78%	1.55%	6.98%	24.03%	39.53%	27.13%	100.00%
SWEDISH B	SL	132	5.15	0.00%	0.00%	8.80%	17.60%	35.20%	26.40%	12.00%	100.00%
Group 2 Total		69,710		0.03%	0.84%	6.44%	16.99%	28.29%	33.92%	13.48%	100.00%

Percentage of Candidates Awarded Grades

Group 3	Level	Grand Total	Mean Grade	1	2	3	4	5	6	7	Total
ART HISTORY*†	SL	137	4.52	0.76%	2.27%	21.21%	33.33%	15.15%	16.67%	10.61%	100.00%
BRAZ.SOC.STUD.*	SL	102	4.80	1.04%	6.25%	6.25%	28.13%	22.92%	27.08%	8.33%	100.00%
BUS.& MAN.	HL	5,814	4.70	0.30%	2.30%	11.02%	28.27%	33.62%	20.40%	4.10%	100.00%
BUS.& MAN.	SL	5,031	4.73	0.52%	4.24%	13.28%	23.89%	27.94%	22.11%	8.02%	100.00%
CHILE & PAC.*	SL	16	5.00	0.00%	0.00%	0.00%	31.25%	37.50%	31.25%	0.00%	100.00%
ECONOMICS	HL	11,106	5.15	0.16%	2.03%	8.61%	19.25%	24.41%	32.92%	12.62%	100.00%
ECONOMICS	SL	7,286	4.74	0.34%	4.28%	15.74%	22.22%	25.78%	21.92%	9.72%	100.00%
ENV. AND SOC.	SL	8,944	4.22	0.35%	8.11%	21.50%	28.55%	25.27%	13.13%	3.10%	100.00%
GEOGRAPHY	HL	3,917	5.15	0.08%	1.31%	6.26%	21.68%	30.56%	26.92%	13.19%	100.00%
GEOGRAPHY	SL	2,803	4.62	0.15%	5.75%	15.79%	24.99%	25.65%	18.81%	8.88%	100.00%
HISTORY	HL	36,405	4.32	0.11%	3.60%	16.97%	37.28%	29.96%	10.03%	2.04%	100.00%
HISTORY	SL	6,234	4.62	0.15%	3.26%	9.74%	29.82%	38.48%	15.53%	3.03%	100.00%
HISTORY 1	HL	128	5.48	0.00%	0.83%	5.83%	17.50%	24.17%	24.17%	27.50%	100.00%
HISTORY 1	SL	112	5.05	0.00%	0.00%	2.75%	33.94%	27.52%	27.52%	8.26%	100.00%
HUMAN RIGHTS*	SL	28	4.82	3.57%	3.57%	7.14%	21.43%	28.57%	28.57%	7.14%	100.00%
ITGS	HL	1,603	4.21	0.19%	2.15%	19.65%	40.18%	30.20%	7.20%	0.44%	100.00%
ITGS	SL	1,931	4.45	0.11%	3.55%	14.88%	31.51%	34.75%	12.92%	2.28%	100.00%
PEACE&CON.ST.*	SL	85	5.68	0.00%	0.00%	2.38%	11.90%	23.81%	39.29%	22.62%	100.00%
PHILOSOPHY	HL	1,638	4.75	0.00%	0.37%	10.78%	30.11%	34.76%	20.45%	3.53%	100.00%
PHILOSOPHY	SL	1,860	4.54	0.11%	2.42%	15.25%	32.87%	29.30%	15.14%	4.90%	100.00%
POLITICAL TH.*	SL	55	5.59	0.00%	0.00%	3.70%	9.26%	33.33%	31.48%	22.22%	100.00%
PSYCHOLOGY	HL	6,578	4.57	0.37%	4.41%	12.41%	29.06%	31.71%	18.29%	3.75%	100.00%
PSYCHOLOGY	SL	9,080	4.44	0.60%	8.13%	14.81%	24.91%	31.59%	14.72%	5.23%	100.00%
SCI.TECH.SOC.*	SL	18	5.56	0.00%	0.00%	5.56%	5.56%	22.22%	61.11%	5.56%	100.00%
SOC.CUL.ANTH.	HL	413	4.85	0.00%	2.95%	10.07%	25.80%	31.94%	18.43%	10.81%	100.00%
SOC.CUL.ANTH.	SL	1,803	4.70	0.17%	2.10%	10.29%	26.89%	39.80%	16.88%	3.87%	100.00%
TURK 20TH CEN*	SL	225	5.24	0.00%	0.91%	8.64%	18.18%	23.64%	35.00%	13.64%	100.00%
WLD ART CULT*	SL	44	5.93	0.00%	0.00%	4.55%	6.82%	15.91%	36.36%	36.36%	100.00%
WLD. POLITICS*	SL	73	5.28	0.00%	0.00%	4.17%	20.83%	31.94%	29.17%	13.89%	100.00%
WORLD RELIG.	SL	449	4.64	0.23%	2.32%	15.78%	26.68%	30.86%	18.33%	5.80%	100.00%
Group 3 Total		113,929		0.23%	4.02%	14.39%	29.49%	29.75%	16.89%	5.23%	100.00%

Percentage of Candidates Awarded Grades

Group 4	Level	Grand Total	Mean Grade	1	2	3	4	5	6	7	Total
BIOLOGY	HL	24,975	4.35	0.58%	8.41%	19.11%	26.76%	22.78%	17.66%	4.70%	100.00%
BIOLOGY	SL	16,135	4.29	0.65%	9.10%	19.32%	26.77%	24.68%	14.93%	4.55%	100.00%
CHEMISTRY	HL	12,796	4.55	0.46%	8.26%	17.39%	21.63%	24.02%	18.12%	10.13%	100.00%
CHEMISTRY	SL	12,962	4.10	1.61%	15.38%	21.99%	21.63%	18.32%	13.81%	7.26%	100.00%
DESIGN TECH.	HL	784	4.41	0.00%	1.41%	17.82%	33.33%	34.74%	11.28%	1.41%	100.00%
DESIGN TECH.	SL	741	3.69	0.99%	12.96%	33.38%	27.32%	19.30%	5.92%	0.14%	100.00%
ENV. AND SOC.	SL	8,944	4.22	0.35%	8.11%	21.50%	28.55%	25.27%	13.13%	3.10%	100.00%
MARINE SCI.*	SL	41	5.54	0.00%	2.56%	7.69%	7.69%	23.08%	33.33%	25.64%	100.00%
PHYSICS	HL	8,591	4.66	0.32%	6.37%	17.06%	22.09%	23.89%	17.62%	12.65%	100.00%
PHYSICS	SL	11,052	4.18	0.60%	11.22%	25.09%	23.16%	19.97%	12.53%	7.43%	100.00%
SPORTS EX SCI	SL	59	4.67	0.00%	0.00%	19.30%	28.07%	26.32%	19.30%	7.02%	100.00%
Group 4 Total		97,082		0.67%	9.51%	20.10%	24.79%	22.75%	15.63%	6.56%	100.00%

Percentage of Candidates Awarded Grades

Group 5	Level	Grand Total	Mean Grade	1	2	3	4	5	6	7	Total
COMPUTER SC.	HL	533	4.82	1.15%	6.31%	12.24%	19.31%	25.43%	21.61%	13.96%	100.00%
COMPUTER SC.	SL	648	4.75	0.32%	6.10%	14.93%	18.62%	29.86%	17.50%	12.68%	100.00%
FURTH. MATHS	SL	163	4.64	4.91%	6.13%	20.25%	15.34%	14.72%	19.63%	19.02%	100.00%
MATH.STUDIES	SL	28,298	4.65	0.59%	6.80%	12.78%	23.29%	27.93%	20.89%	7.73%	100.00%
MATHEMATICS	HL	10,727	4.41	0.98%	9.59%	17.10%	24.38%	24.11%	15.52%	8.32%	100.00%
MATHEMATICS	SL	36,331	4.46	1.40%	10.10%	17.63%	19.29%	23.78%	19.12%	8.67%	100.00%
Group 5 Total		76,700		1.04%	8.76%	15.72%	21.46%	25.39%	19.27%	8.37%	100.00%

Percentage of Candidates Awarded Grades

Subject	Level	Grand Total	Mean Grade	1	2	3	4	5	6	7	Total
ART HISTORY*†	SL	137	4.52	0.76%	2.27%	21.21%	33.33%	15.15%	16.67%	10.61%	100.00%
DANCE	HL	163	5.45	0.00%	1.32%	7.28%	6.62%	29.80%	39.74%	15.23%	100.00%
DANCE	SL	149	4.60	0.00%	0.00%	21.74%	28.99%	20.29%	25.36%	3.62%	100.00%
FILM	HL	1,451	4.73	0.00%	2.15%	12.45%	27.04%	32.83%	19.74%	5.79%	100.00%
FILM	SL	793	4.16	0.40%	5.64%	17.85%	39.33%	27.65%	8.46%	0.67%	100.00%
LIT AND PERF†	SL	344	4.69	0.00%	2.52%	18.24%	24.53%	25.79%	20.13%	8.81%	100.00%
MUSIC	HL	1,241	4.43	0.00%	2.58%	18.72%	30.28%	31.95%	14.39%	2.08%	100.00%
MUSIC	SL	2,081	4.25	0.05%	2.43%	22.77%	36.21%	25.91%	11.41%	1.22%	100.00%
THEATRE	HL	2,170	4.78	0.05%	1.66%	12.13%	29.75%	28.19%	19.71%	8.53%	100.00%
THEATRE	SL	1,216	4.90	0.00%	0.71%	5.43%	29.30%	38.29%	20.04%	6.23%	100.00%
VISUAL ARTS	HL	7,941	4.84	0.06%	2.29%	11.07%	26.44%	27.32%	25.85%	6.97%	100.00%
VISUAL ARTS	SL	4,734	4.48	0.17%	3.97%	17.09%	31.14%	25.30%	18.41%	3.91%	100.00%
Group 6 Total		22,420		0.09%	2.62%	14.17%	29.38%	27.91%	20.40%	5.44%	100.00%
All Subject Total		466,959	4.70	0.38%	4.71%	12.82%	24.70%	29.13%	20.94%	7.32%	100.00%

NOTE: Figures for subject level combinations with a candidature of less than ten are not detailed, but are included in Group level and Overall Totals

* Are School Based Syllabuses

† Are trans-disciplinary subjects



International Baccalaureate®
Baccalauréat International
Bachillerato Internacional