



The IB Diploma Programme Statistical Bulletin

May 2015 Examination Session

The IB Diploma Programme statistical bulletin, May 2015 examination session.

International Baccalaureate
Churchillplein 6, 2517 JW Den Haag
The Netherlands
Phone: +31 70 352 6297
Fax: +31 70 352 6003
Website: www.ibo.org

© International Baccalaureate Organization 2015

Statistical queries should be directed to

IB Answers:
ibid@ibo.org

Table of Content

Index	3
Summary	4
Schools	5
Candidates	6
Subjects & Results	7
Points Awarded	8
Extended Essay	9
Theory of Knowledge	10
Appendix	
Year on Year Growth	11
Candidates by Nationality	12
Candidates by School Country	14
Total Points Distribution	15
Examination Results by Subject	16

Index: Key to abbreviations

Categories of registration

Diploma Programme candidates must register in one of four categories. These are identified by one of the following letters:

D	Diploma	Candidates intending to complete the requirements for the award of an IB Diploma.
R*	Retake	Previous IB Diploma candidates who are seeking to improve their results. The highest grade obtained for a subject will contribute towards the IB Diploma.
C	Course	Candidates taking one or more subjects who are not seeking the award of the IB Diploma.
A	Anticipated	Candidates intending to complete the requirements for one or two standard level subjects (excluding languages ab initio and pilot subjects) at the end of their first year of the Diploma Programme. They must complete all remaining IB Diploma requirements in the corresponding examination session in the following year.

* Unless otherwise stated, retake candidates are included in the dataset.

IB Regions

Schools authorized to offer the IB Diploma Programme are grouped by geographical region. The abbreviations used in the tables are the codes describing the following geographical regions:

IBAEM	IB Africa, Europe and the Middle East
IBAP	IB Asia-Pacific
IBA	IB Americas

Subject groups

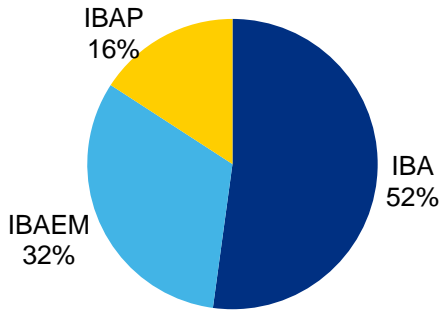
1	Studies in Languages and Literature
2	Language acquisition
3	Individuals and Societies
4	Experimental sciences
5	Mathematical and Computer Science
6	The Arts

Other abbreviations

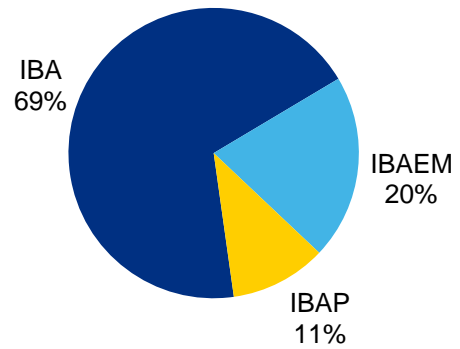
HL	Higher level
SL	Standard Level
TOK	Theory of Knowledge
EE	Extended Essay
PS	Pilot Subject
SBS	School-Based Syllabus

SUMMARY

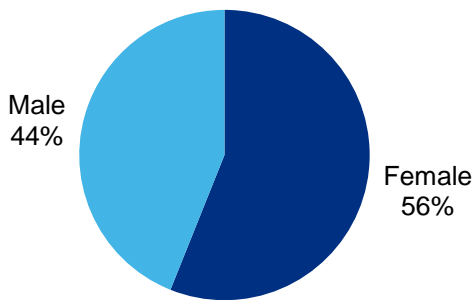
**Schools
Percentage Split by Region**



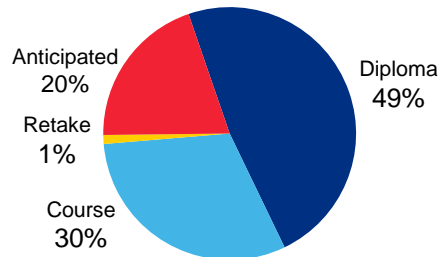
**Candidates
Percentage Split by Region**



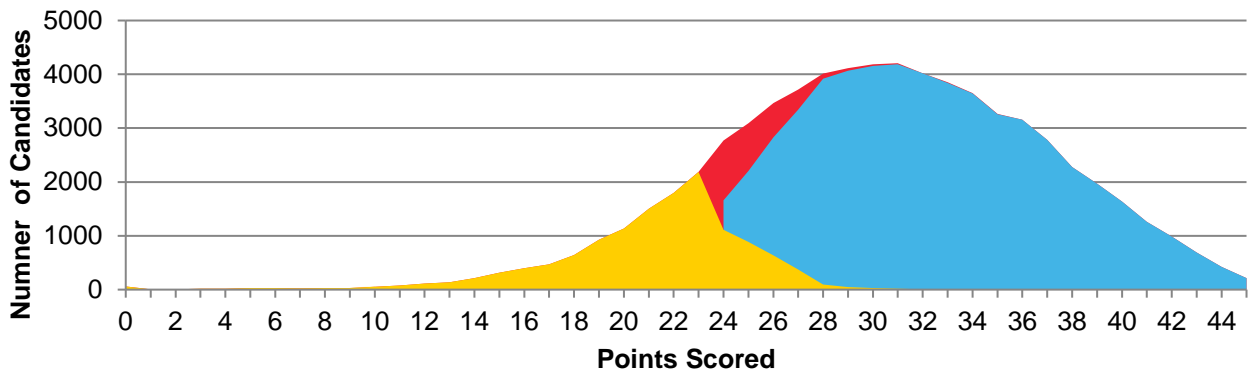
**Candidates
Percentage Split by Gender**



**Candidates
Percentage Split by Category**



**Candidates
Total Points Distribution**

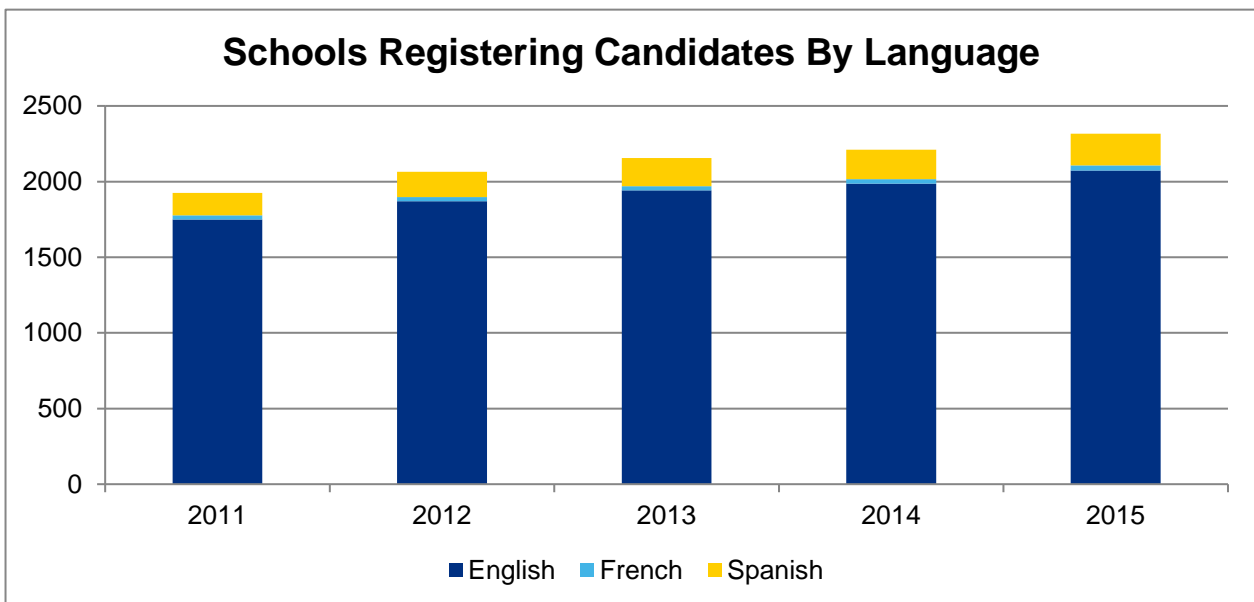
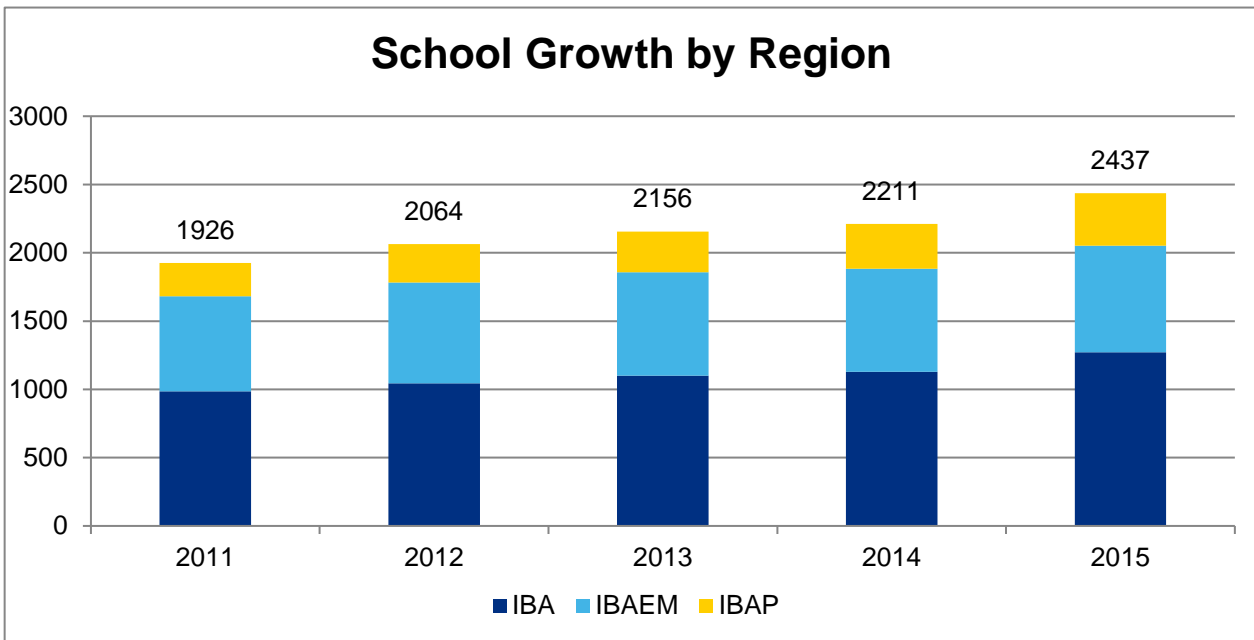


- Total Number of candidates awarded each points score
- Diploma awarded
- Diploma not awarded

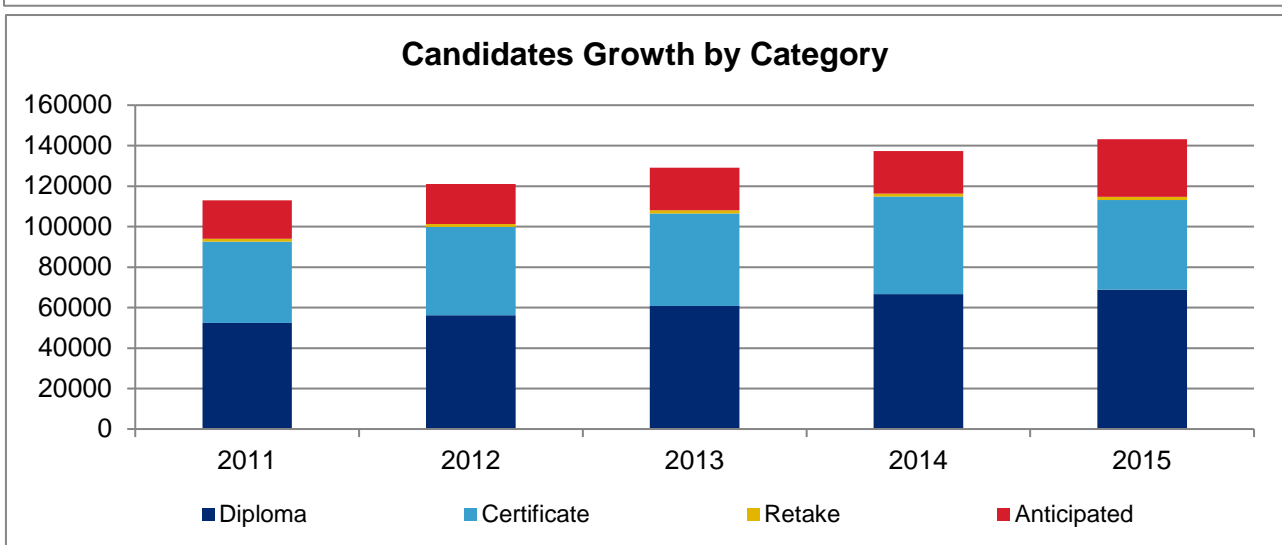
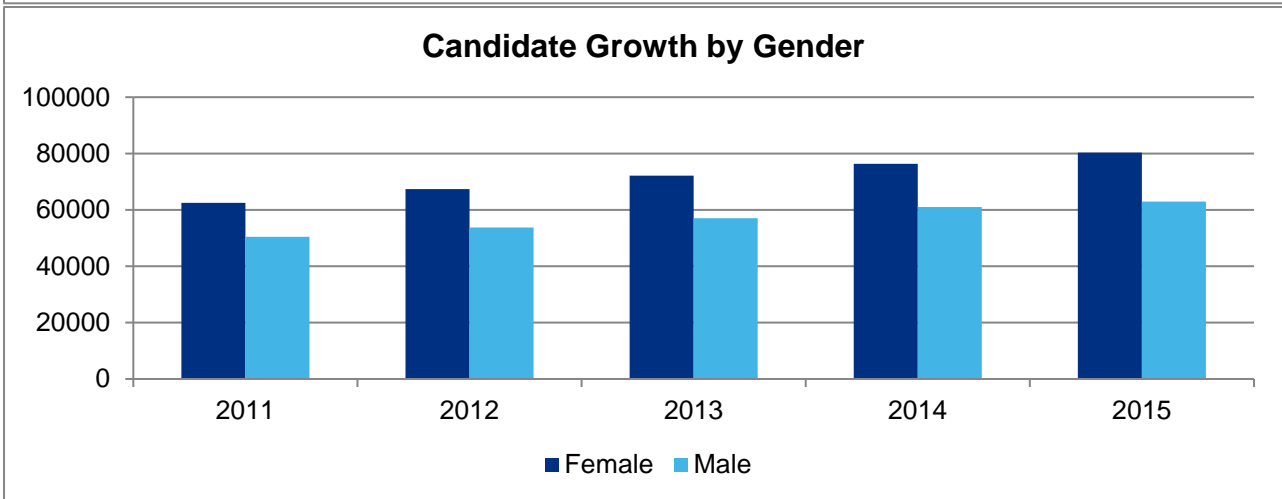
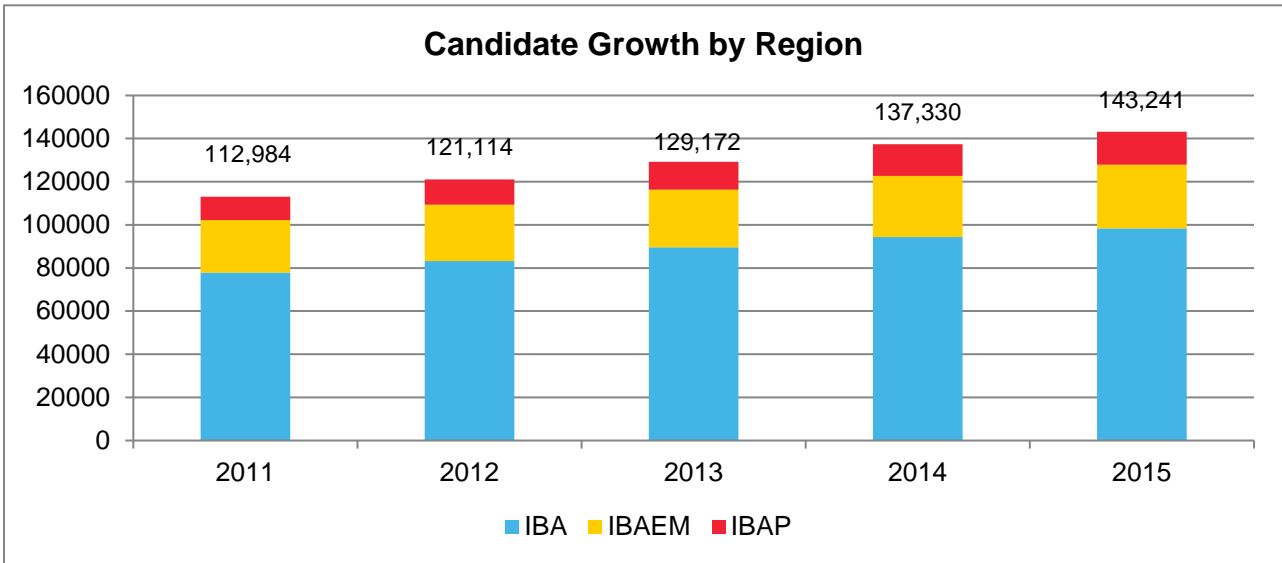
SCHOOLS



Schools by Number of Candidates					
School Size	May-11	May-12	May-13	May-14	May-15
1-10 Candidates	264	264	291	234	270
11-30 Candidates	559	619	631	665	648
31-50 Candidates	380	407	402	406	449
51-80 Candidates	274	298	325	379	390
81-120 Candidates	217	230	249	248	271
121-200 Candidates	161	165	175	177	187
Over 200 Candidates	71	81	83	102	101
Total	1926	2064	2156	2211	2316



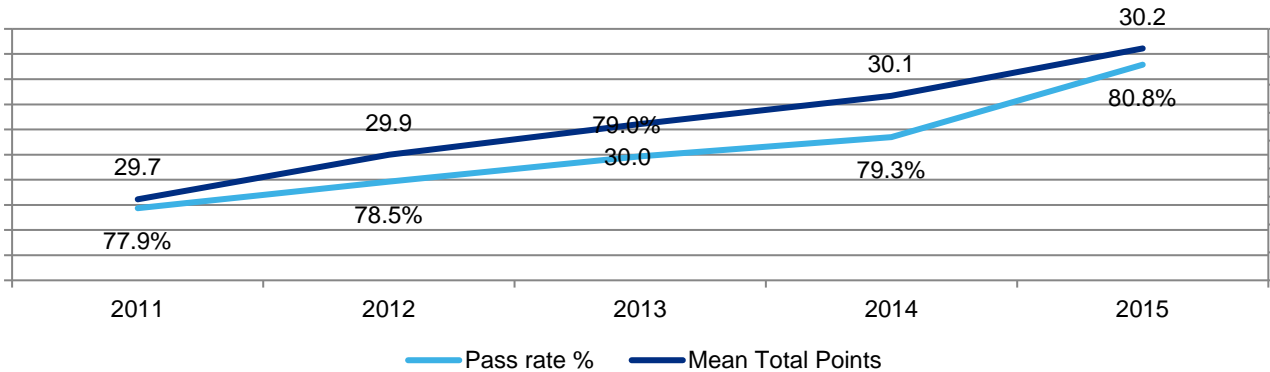
CANDIDATES



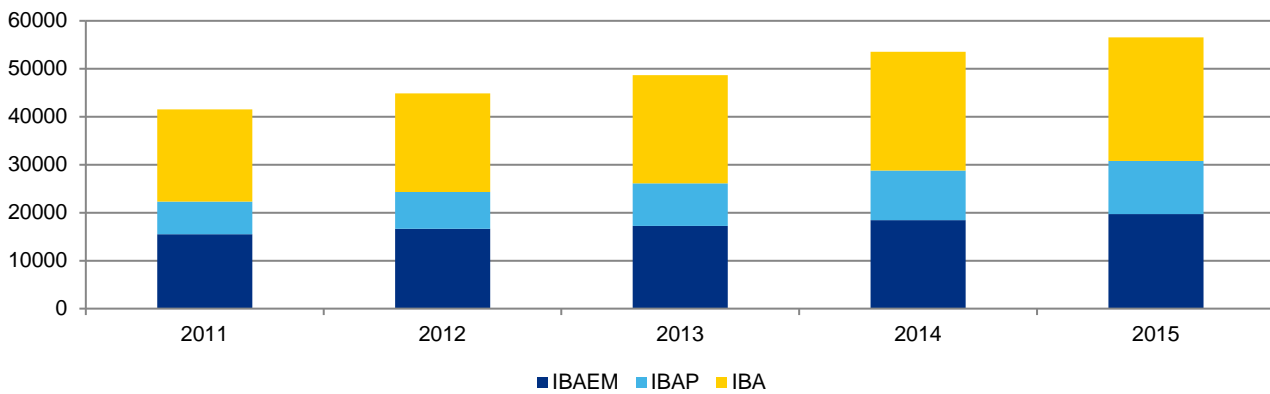
*Please note: Anticipated candidates are allowed to change their category to course and this will affect these figures.

RESULTS

Pass Rate Percentage and Mean Total Points



Number of Diplomas Awarded by Region



Bilingual Diplomas Awarded

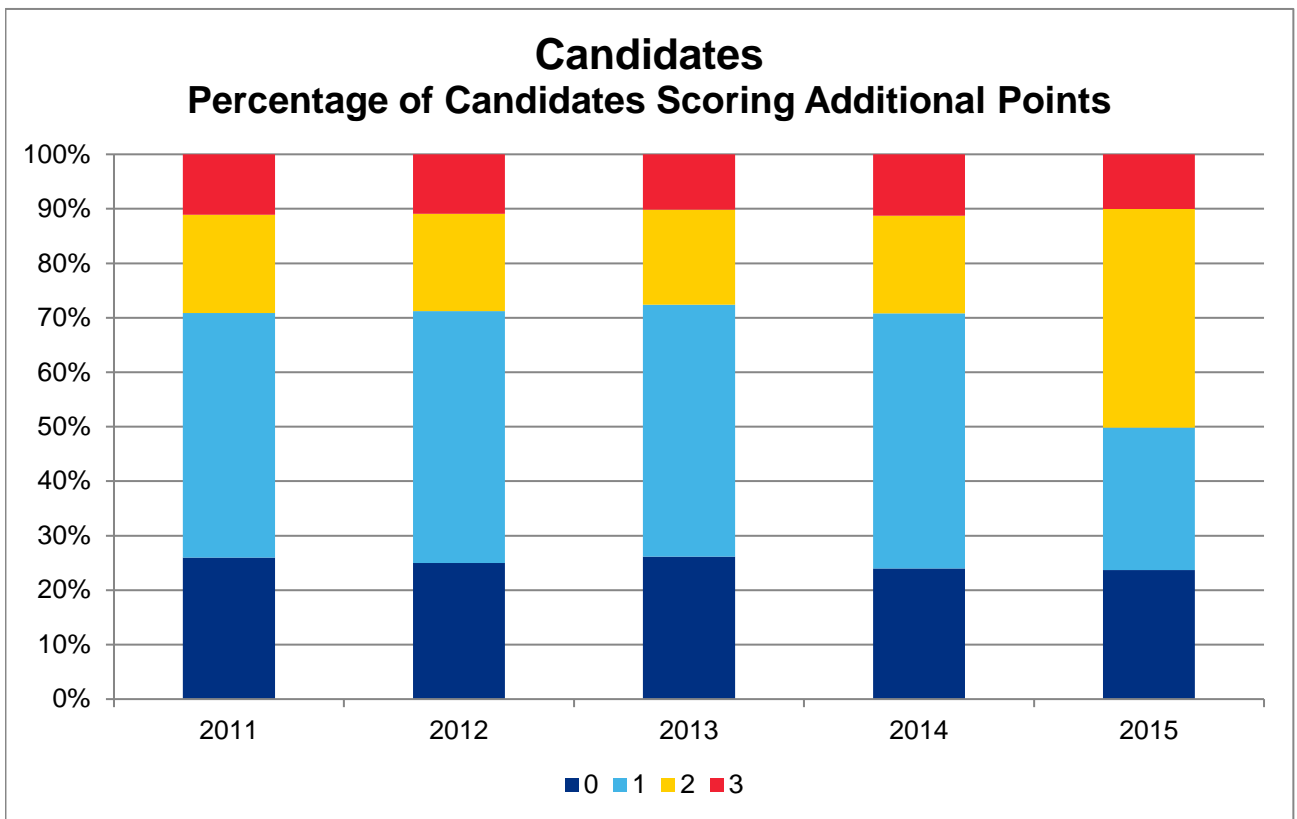
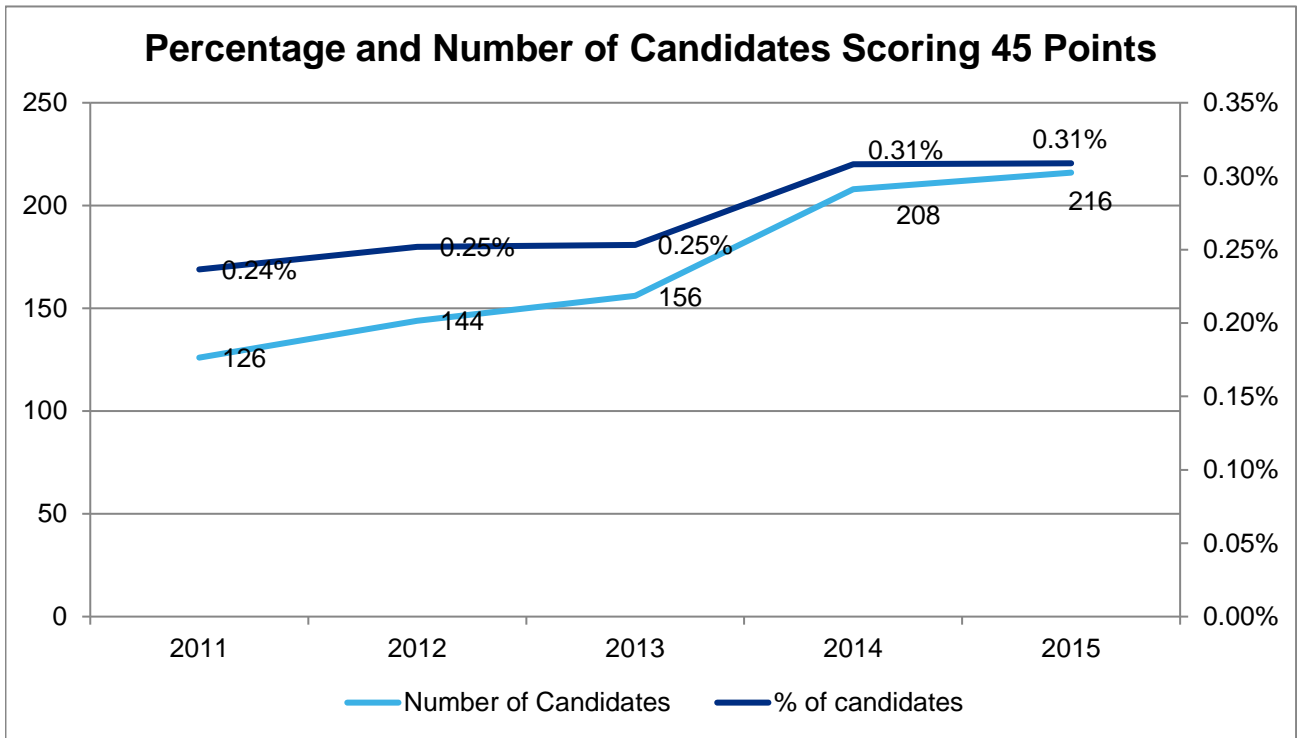
Year	Bilingual	Diploma	Total	% Bilingual
2010	11,720	26,221	37,941	30.89%
2011	12,774	28,751	41,525	30.76%
2012	14,020	30,823	44,843	31.26%
2013	13,734	34,916	48,650	28.23%
2014	15,321	38,231	53,552	28.61%
2015	16,112	40,404	56,516	28.51%

Subject Registrations by Examination Language and Subject Group

Subject group	Subject registrations							Number of subjects		
	English	French	German	Portuguese	Spanish	Turkish	Total	Higher level	Standard level	Total
Group 1							111,100	72	93	165
Group 2							82,148	20	34	54
Group 3	151,000	1,095	264		7,948		160,307	10	23	33
Group 4	102,814	861	237		5,947		109,859	5	9	14
Group 5	79,753	599			4,962		85,314	2	2	4
Group 6	27,637	72			1,419		29,128	5	6	11
PS	349						349	1	1	2
SBS	552			141	10	261	997		13	13
Totals	362,105	2,627	501	141	20,286	261	579,202	115	181	296

*Portuguese and Turkish are only allowed for SBS.

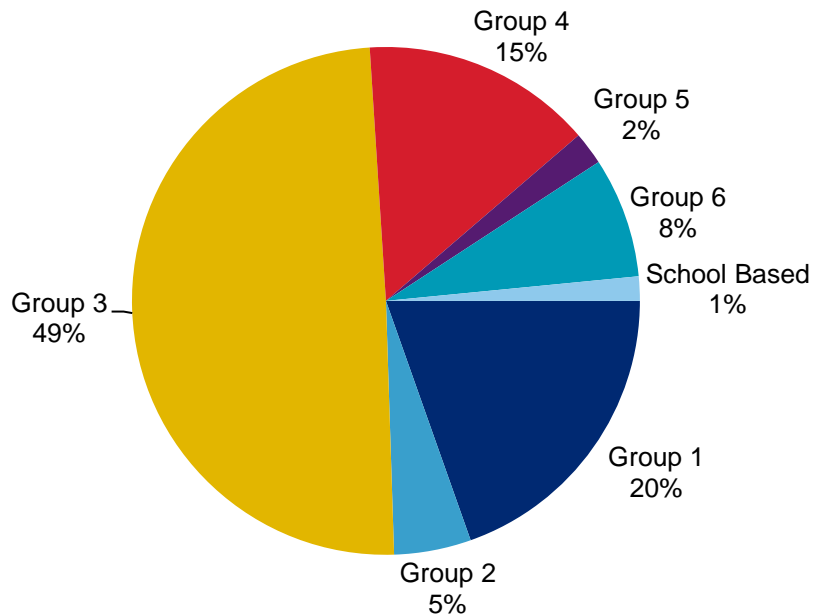
Points Awarded



Extended Essay

Group	A	B	C	D	E	N	Total candidates awarded grade	Total of all registered candidates	Percentage of candidates awarded grade
Group 1	2,674	3,975	4,831	1,874	102	526	13,456	13,982	96.2%
Group 2	710	1,035	1,259	351	22	123	3,377	3,500	96.5%
Group 3	2,580	7,374	13,897	9,087	923	1,471	33,861	35,332	95.8%
Group 4	1,048	2,480	4,136	2,180	244	417	10,088	10,505	96.0%
Group 5	208	360	541	292	31	64	1,432	1,496	95.7%
Group 6	1,050	1,401	1,832	925	59	201	5,267	5,468	96.3%
Pilot Subject	0	0	0	0	0	0	0	0	-
School Based	74	145	366	401	53	66	1,039	1,105	94.0%
Total	8,344	16,770	26,862	15,110	1,434	2,868			
Percentage of candidates awarded a particular grade	12%	23%	38%	21%	2%	4%	68,520	71,388	96.0%

**Extended Essay
Candidates Percentage by Subject Group**

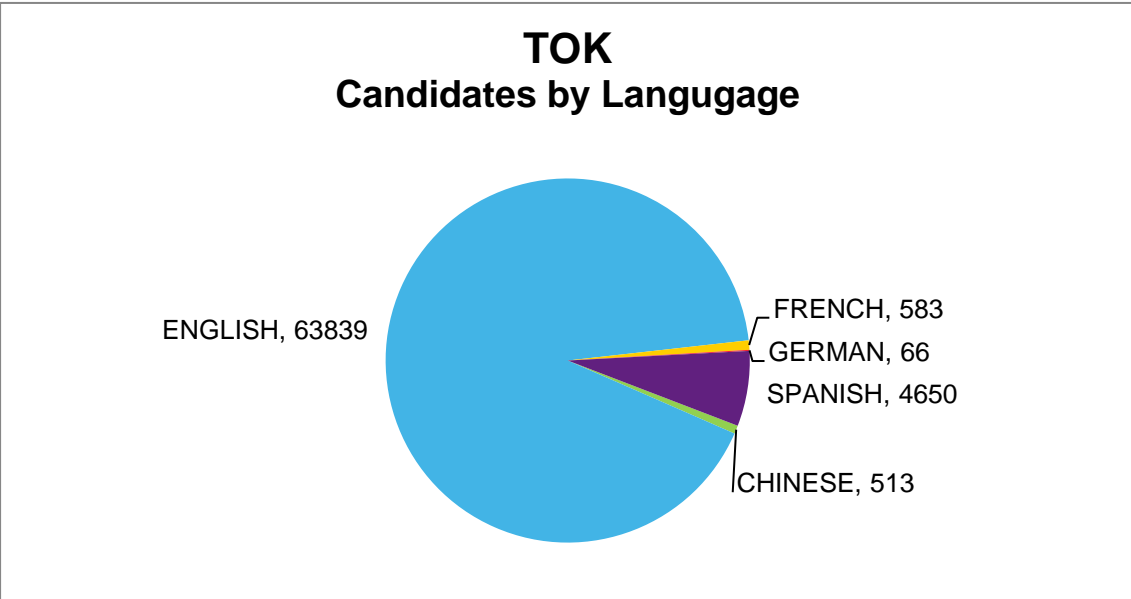
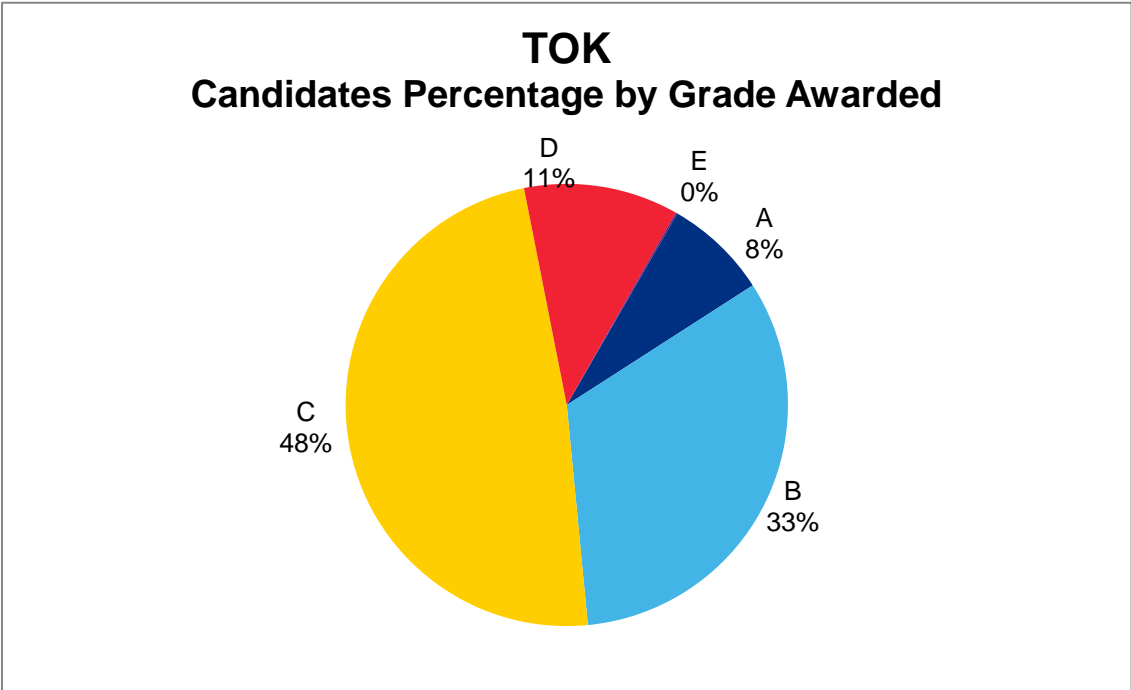


Top 10 Extended Essay Subjects by Number of Candidates

Subject	A	B	C	D	E	N
HISTORY	865	2,889	5,697	4,542	479	602
ENGLISH A	1,399	2,644	3,742	1,531	78	363
PSYCHOLOGY	311	950	1,977	1,347	199	172
BIOLOGY	468	1,112	1,819	954	128	205
ECONOMICS	197	853	1,788	923	56	106
VISUAL ARTS	602	839	948	338	22	104
BUS.& MAN.	108	501	1,335	631	15	101
PHYSICS	229	565	1,043	631	49	94
ENV. AND SOC.	204	454	814	420	40	152
CHEMISTRY	189	478	864	392	52	69

Theory of Knowledge

TOK grade awarded	A	B	C	D	E	N	Total of candidates awarded grade	Total of all registered candidates	Percentage of candidates awarded grade
Number of candidates awarded grade	5,225	22,490	33,428	7,812	84	1,704	69,039	70,743	97.6%
Percentage of candidates awarded grade	7.4%	31.8%	47.3%	11.0%	0.1%	2.4%			



APPENDIX

Year on Year Growth

Year	Number of schools entered	Percentage of increase - Schools	Number of candidates examined	Percentage increase - Candidates	Average number of candidates per school	Number of Diploma Candidates	Average Number of Diploma Candidates per School
1990	301	-	13,122	-	43.6	4,263	14.2
1991	322	7.0%	14,528	10.7%	45.1	4,784	14.9
1992	346	7.5%	15,822	8.9%	45.7	5,652	16.3
1993	370	6.9%	17,223	8.9%	46.5	6,375	17.2
1994	403	8.9%	19,238	11.7%	47.7	7,282	18.1
1995	434	7.7%	20,920	8.7%	48.2	8,326	19.2
1996	452	4.1%	23,099	10.4%	51.1	9,330	20.6
1997	501	10.8%	26,210	13.5%	52.3	10,784	21.5
1998	566	13.0%	29,156	11.2%	51.5	12,395	21.9
1999	630	11.3%	32,650	12.0%	51.8	13,930	22.1
2000	674	7.0%	36,251	11.0%	53.8	15,451	22.9
2001	739	9.6%	40,047	10.5%	54.2	16,746	22.7
2002	823	11.4%	46,119	15.2%	56.0	19,694	23.9
2003	883	7.3%	51,384	11.4%	58.2	22,491	25.5
2004	970	9.9%	56,469	9.9%	58.2	24,942	25.7
2005	1,054	8.7%	63,084	11.7%	59.9	27,767	26.3
2006	1,176	11.6%	71,126	12.7%	60.5	31,906	27.1
2007	1,288	9.5%	78,860	10.9%	61.2	35,653	27.7
2008	1,426	10.7%	86,485	9.7%	60.6	39,598	27.8
2009	1,579	10.7%	95,244	10.1%	60.3	44,759	28.3
2010	1,728	9.4%	103,194	8.3%	59.7	48,605	28.1
2011	1,926	11.5%	111,276	7.8%	57.8	53,288	27.7
2012	2,064	7.2%	119,307	7.2%	57.8	57,187	27.7
2013	2,156	4.5%	127,075	6.5%	58.9	61,644	28.6
2014	2,211	2.6%	135,045	6.3%	61.1	67,524	30.5
2015	2,437	10.2%	141,828	5.0%	58.2	69,975	28.7

Number of Candidates by Nationality

Country name	Candidate count		
AFGHANISTAN	43	ECUADOR	1,140
ALBANIA	49	EGYPT	530
ALGERIA	12	EL SALVADOR	297
AMERICAN SAMOA	2	EQUATORIAL GUINEA	1
ANDORRA	3	ERITREA	33
ANGOLA	25	ESTONIA	69
ANGUILLA	1	ETHIOPIA	134
ANTIGUA AND BARBUDA	5	FAROE ISLAND	1
ARGENTINA	262	FEDERATED STATES OF MICRONESIA	2
ARMENIA	31	FIJI	13
AUSTRALIA	714	FINLAND	558
AUSTRIA	290	FRANCE	791
AZERBAIJAN	36	FRENCH GUIANA	1
BAHAMAS	35	GABON	3
BAHRAIN	302	GAMBIA	8
BANGLADESH	173	GEORGIA	34
BARBADOS	15	GERMANY (10)	2,064
BELARUS	21	GHANA	155
BELGIUM	311	GIBRALTAR	1
BELIZE	11	GREECE	649
BENIN	6	GREENLAND	3
BERMUDA	61	GUAM	2
BHUTAN	19	GUATEMALA	63
BOLIVIA	83	GUINEA	3
BOSNIA AND HERZEGOVINA	137	GUINEA-BISSAU	1
BOTSWANA	22	GUYANA	13
BRAZIL	699	HAITI	93
BRITISH INDIAN OCEAN TERRITORY	4	HONDURAS	137
BRUNEI DARUSSALAM	34	HONG KONG	842
BULGARIA	151	HUNGARY	145
BURKINA FASO	4	ICELAND	32
BURUNDI	14	INDIA (5)	4,109
CAMBODIA	49	INDONESIA	878
CAMEROON	29	IRAN, ISLAMIC REPUBLIC OF	217
CANADA (2)	9,955	IRAQ	90
CAPE VERDE	1	IRELAND	151
CAYMAN ISLANDS	12	ISRAEL	144
CHAD	1	ITALY	1,062
CHILE	620	JAMAICA	107
CHINA (7)	3,044	JAPAN	760
COLOMBIA	1,458	JERSEY	20
COMOROS	1	JORDAN	513
CONGO	14	KAZAKHSTAN	114
CONGO, THE DEMOCRATIC REPUBLIC OF THE	16	KENYA	228
COSTA RICA	160	KOREA, REPUBLIC OF (9)	2,082
COTE D'IVOIRE	7	KOSOVO	9
CROATIA	105	KUWAIT	116
CUBA	65	KYRGYZSTAN	4
CYPRUS	50	LAO PEOPLE'S DEMOCRATIC REPUBLIC	25
CZECH REPUBLIC	193	LATVIA	107
DEMOCRATIC PEOPLE'S REPUBLIC OF KOREA	61	LEBANON	171
DENMARK	639	LESOTHO	114
DJIBOUTI	4	LIBERIA	7
DOMINICA	3	LIBYA	25
DOMINICAN REPUBLIC	59	LIECHTENSTEIN	7

Country name	Candidate count		
LITHUANIA	177	SAMOA	5
LUXEMBOURG	39	SAUDI ARABIA	263
MACAO	14	SENEGAL	28
MACEDONIA, THE FORMER YUGOSLAV REPUBLIC OF	67	SERBIA	86
MADAGASCAR	9	SIERRA LEONE	18
MALAWI	21	SINGAPORE	408
MALAYSIA	944	SLOVAKIA	113
MALDIVES	6	SLOVENIA	91
MALI	9	SOMALIA	53
MALTA	25	SOUTH AFRICA	212
MARSHALL ISLANDS	8	SOUTH SUDAN	4
MAURITIUS	31	SPAIN (8)	2,573
MEXICO (4)	4,112	SRI LANKA	69
MOLDOVA, REPUBLIC OF	17	SUDAN	74
MONACO	1	SURINAME	2
MONGOLIA	38	SWAZILAND	17
MONTENEGRO	9	SWEDEN	1,202
MONTserrat	1	SWITZERLAND	484
MOROCCO	78	SYRIAN ARAB REPUBLIC	63
MOZAMBIQUE	10	TAIWAN	419
MYANMAR	54	TAJIKISTAN	6
NAMIBIA	21	TANZANIA, UNITED REPUBLIC OF	111
NEPAL	145	THAILAND	536
NETHERLANDS (6)	3,858	TIMOR-LESTE	5
NEW CALEDONIA	1	TOGO	23
NEW ZEALAND	173	TONGA	7
NICARAGUA	33	TRINIDAD AND TOBAGO	18
NIGERIA	206	TUNISIA	25
NORWAY	696	TURKEY	668
OMAN	73	TURKMENISTAN	3
OTHER	62	TURKS AND CAICOS ISLANDS	1
PAKISTAN	339	UGANDA	59
PALAU	2	UKRAINE	138
PALESTINIAN TERRITORY, OCCUPIED	115	UNITED ARAB EMIRATES	85
PANAMA	34	UNITED KINGDOM (3)	5,061
PAPUA NEW GUINEA	1	UNITED STATES (1)	76,554
PARAGUAY	5	URUGUAY	47
PERU	197	UZBEKISTAN	26
PHILIPPINES	720	VANUATU	1
POLAND	1,130	VENEZUELA	323
PORTUGAL	251	VIETNAM	493
PUERTO RICO	52	VIRGIN ISLANDS, BRITISH	3
QATAR	76	VIRGIN ISLANDS, U.S.	17
ROMANIA	167	WESTERN SAHARA	3
RUSSIAN FEDERATION	677	YEMEN	17
RWANDA	68	ZAMBIA	30
SAINT KITTS AND NEVIS	3	ZIMBABWE	47
SAINT LUCIA	5		
SAINT MARTIN	1		
		Total	#REF!

Top ten countries ranks displayed in brackets. the above).

Candidates with dual nationality (second nationality is not included in the above): 13,986.

Number of Candidates by Country of School

Country Name	Number of Candidates Registered
ANGOLA	16
ANTIGUA AND BARBUDA	9
ARGENTINA	166
ARMENIA	7
AUSTRALIA	257
AUSTRIA	384
AZERBAIJAN	35
BAHAMAS	52
BAHRAIN	393
BANGLADESH	100
BARBADOS	13
BELGIUM	318
BERMUDA	68
BOLIVIA	23
BOSNIA AND HERZEGOVINA	174
BOTSWANA	18
BRAZIL	596
BRUNEI DARUSSALAM	69
BULGARIA	74
CAMBODIA	82
CANADA (2)	10,544
CAYMAN ISLANDS	22
CHILE	614
CHINA (7)	3,001
COLOMBIA	1,277
COSTA RICA	244
CROATIA	76
CUBA	15
CURAÇAO	36
CYPRUS	61
CZECH REPUBLIC	267
DENMARK	593
DOMINICAN REPUBLIC	24
ECUADOR	1,109
EGYPT	394
EL SALVADOR	185
ESTONIA	44
ETHIOPIA	93
FINLAND	510
FRANCE	420
GEORGIA	40
GERMANY	1,522
GHANA	191
GREECE	649
GUAM	31
GUATEMALA	12
GUERNSEY	21
HONDURAS	102
HONG KONG (9)	2,038
HUNGARY	140
ICELAND	24
INDIA (6)	3,021
INDONESIA	1,106
IRAN, ISLAMIC REPUBLIC OF	28
IRELAND	31
ISLE OF MAN	65
ISRAEL	16
ITALY	729
JAMAICA	50
JAPAN	419
JERSEY	27
JORDAN	466
KAZAKHSTAN	52
KENYA	268
KOREA, REPUBLIC OF	385
KUWAIT	146
LAO PEOPLE'S DEMOCRATIC REPUBLIC	27
LATVIA	73
LEBANON	182

LESOTHO	111
LITHUANIA	106
LUXEMBOURG	126
MACAO	19
MACEDONIA, THE FORMER YUGOSLAV REPUBLIC OF	53
MALAWI	27
MALAYSIA	942
MALTA	45
MAURITIUS	20
MEXICO (5)	3,203
MONACO	32
MONGOLIA	13
MOROCCO	75
MOZAMBIQUE	32
MYANMAR	42
NAMIBIA	17
NEPAL	45
NETHERLANDS (4)	3,863
NEW ZEALAND	100
NICARAGUA	18
NIGERIA	38
NORWAY	815
OMAN	125
PAKISTAN	25
PALESTINIAN TERRITORY, OCCUPIED	87
PANAMA	69
PERU	109
PHILIPPINES	539
POLAND	1,023
PORTUGAL	201
QATAR	329
ROMANIA	88
RUSSIAN FEDERATION	173
RWANDA	56
SAUDI ARABIA	397
SENEGAL	43
SERBIA	42
SINGAPORE	1,158
SINT MAARTEN (DUTCH)	13
SLOVAKIA	100
SLOVENIA	95
SOUTH AFRICA	70
SPAIN (8)	2,455
SRI LANKA	26
SUDAN	21
SWAZILAND	15
SWEDEN	1,327
SWITZERLAND (10)	1,583
TAIWAN	390
TANZANIA, UNITED REPUBLIC OF	154
THAILAND	935
TOGO	27
TUNISIA	26
TURKEY	608
UGANDA	84
UKRAINE	36
UNITED ARAB EMIRATES	1,300
UNITED KINGDOM (3)	4,891
UNITED STATES (1)	78,449
URUGUAY	40
UZBEKISTAN	42
VENEZUELA	205
VIETNAM	363
VIRGIN ISLANDS, BRITISH	7
VIRGIN ISLANDS, U.S.	14
VIRGIN ISLANDS, U.S.	1
ZAMBIA	72
ZIMBABWE	32
Total	141,831

Countries represented: 138

Top ten countries in brackets

Candidates Distributed by Number of Points

Total Points	Diploma awarded		Diploma not awarded			Cumulative Percentage
	Diploma Awarded	Percentage Awarded	Diploma Not Awarded	Percentage Not Awarded	Number of Candidates	
0			57	0.1%	57	0.1%
1			3	0.0%	3	0.1%
2			6	0.0%	6	0.1%
3			18	0.0%	18	0.1%
4			19	0.0%	19	0.1%
5			29	0.0%	29	0.2%
6			27	0.0%	27	0.2%
7			25	0.0%	25	0.3%
8			32	0.0%	32	0.3%
9			27	0.0%	27	0.3%
10			53	0.1%	53	0.4%
11			78	0.1%	78	0.5%
12			114	0.2%	114	0.7%
13			138	0.2%	138	0.9%
14			211	0.3%	211	1.2%
15			317	0.5%	317	1.6%
16			396	0.6%	396	2.2%
17			470	0.7%	470	2.9%
18			640	0.9%	640	3.8%
19			925	1.3%	925	5.1%
20			1,137	1.6%	1,137	6.7%
21			1,506	2.2%	1,506	8.9%
22			1,795	2.6%	1,795	11.5%
23			2,186	3.1%	2,186	14.6%
24	1,657	2.4%	1,114	1.6%	2,771	18.6%
25	2,204	3.2%	887	1.3%	3,091	23.0%
26	2,832	4.0%	636	0.9%	3,468	27.9%
27	3,341	4.8%	377	0.5%	3,718	33.2%
28	3,920	5.6%	94	0.1%	4,014	39.0%
29	4,068	5.8%	46	0.1%	4,114	44.9%
30	4,157	5.9%	29	0.0%	4,186	50.8%
31	4,188	6.0%	19	0.0%	4,207	56.9%
32	4,017	5.7%	4	0.0%	4,021	62.6%
33	3,839	5.5%	12	0.0%	3,851	68.1%
34	3,646	5.2%	3	0.0%	3,649	73.3%
35	3,260	4.7%	5	0.0%	3,265	78.0%
36	3,157	4.5%	2	0.0%	3,159	82.5%
37	2,780	4.0%		0.0%	2,780	86.5%
38	2,276	3.3%		0.0%	2,276	89.7%
39	1,967	2.8%		0.0%	1,967	92.6%
40	1,633	2.3%		0.0%	1,633	94.9%
41	1,261	1.8%		0.0%	1,261	96.7%
42	989	1.4%		0.0%	989	98.1%
43	689	1.0%		0.0%	689	99.1%
44	422	0.6%		0.0%	422	99.7%
45	216	0.3%		0.0%	216	100.0%
Total	56,519	80.79%	13,437	19.21%	69,956	100%

Results by Subjects

				Percentage of candidates awarded grades							
Group 1	Level	Number of Candidates	Mean Grade	1	2	3	4	5	6	7	Total
ALBANIA A LIT	SL	14	7.0	0%	0%	0%	0%	0%	0%	100%	100%
AMHARIC A LIT	HL	11	6.4	0%	0%	0%	0%	9%	45%	45%	100%
AMHARIC A LIT	SL	30	6.6	0%	0%	0%	0%	7%	30%	63%	100%
ARABIC A LAL	HL	127	5.0	0%	0%	6%	17%	50%	23%	4%	100%
ARABIC A LAL	SL	185	5.1	0%	0%	2%	20%	43%	32%	2%	100%
ARABIC A LIT	HL	114	5.2	0%	0%	1%	19%	42%	36%	2%	100%
ARABIC A LIT	SL	314	5.1	0%	0%	6%	27%	28%	30%	8%	100%
ARMENIA A LIT	SL	12	6.0	0%	0%	0%	8%	17%	42%	33%	100%
AZERBAI A LIT	HL										
AZERBAI A LIT	SL										
BEMBA A LIT	SL										
BENGALI A LIT	HL										
BENGALI A LIT	SL	17	5.9	0%	0%	0%	0%	24%	59%	18%	100%
BOSNIAN A LIT	HL	63	5.2	0%	0%	0%	17%	48%	30%	5%	100%
BOSNIAN A LIT	SL										
BULGARI A LIT	HL	26	6.2	0%	0%	0%	0%	4%	77%	19%	100%
BULGARI A LIT	SL	12	6.3	0%	0%	0%	0%	8%	58%	33%	100%
BURMESE A LIT	HL										
BURMESE A LIT	SL										
CATALAN A LIT	HL	98	6.3	0%	0%	0%	0%	5%	59%	36%	100%
CATALAN A LIT	SL	24	6.3	0%	0%	0%	0%	13%	46%	42%	100%
CHICHEW A LIT	SL										
CHINESE A LAL	HL	270	5.7	0%	0%	1%	6%	28%	51%	14%	100%
CHINESE A LAL	SL	616	5.7	0%	0%	0%	7%	27%	53%	12%	100%
CHINESE A LIT	HL	481	5.5	0%	0%	1%	6%	40%	46%	8%	100%
CHINESE A LIT	SL	991	5.5	0%	0%	0%	10%	38%	45%	6%	100%
CROATIA A LIT	HL	53	5.2	0%	0%	8%	21%	30%	28%	13%	100%
CROATIA A LIT	SL	25	5.1	0%	0%	8%	24%	28%	28%	12%	100%
CZECH A LIT	HL	56	5.4	0%	0%	0%	14%	41%	32%	13%	100%
CZECH A LIT	SL	42	5.5	0%	0%	5%	10%	31%	38%	17%	100%
DANISH A LIT	HL	181	5.8	0%	0%	0%	1%	29%	56%	13%	100%
DANISH A LIT	SL	107	5.9	0%	0%	1%	9%	19%	36%	35%	100%
DUTCH A LAL	HL	91	5.2	0%	0%	0%	19%	44%	32%	5%	100%
DUTCH A LAL	SL	111	5.2	0%	0%	0%	23%	35%	37%	5%	100%
DUTCH A LIT	HL	30	5.3	0%	0%	0%	27%	27%	37%	10%	100%
DUTCH A LIT	SL	122	4.6	1%	4%	11%	30%	30%	20%	5%	100%
DZONGKH A LIT	SL										
ENGLISH A LAL	HL	14,790	5.1	0%	0%	3%	22%	40%	28%	6%	100%
ENGLISH A LAL	SL	9,720	5.2	0%	0%	2%	16%	43%	34%	5%	100%
ENGLISH A LIT	HL	41,629	4.7	0%	1%	6%	33%	39%	18%	3%	100%
ENGLISH A LIT	SL	7,534	5.1	0%	0%	3%	22%	44%	25%	6%	100%
ESTONIA A LIT	HL	19	6.7	0%	0%	0%	0%	0%	32%	68%	100%
FILIPIN A LIT	SL	44	5.2	0%	0%	7%	16%	39%	27%	11%	100%
FINNISH A LIT	HL	129	5.4	0%	0%	0%	13%	40%	37%	9%	100%
FINNISH A LIT	SL	167	5.5	0%	0%	2%	9%	37%	40%	12%	100%
FRENCH A LAL	HL	299	5.3	0%	0%	0%	17%	44%	26%	11%	100%
FRENCH A LAL	SL	388	5.6	0%	0%	1%	10%	30%	44%	15%	100%
FRENCH A LIT	HL	453	5.4	0%	0%	1%	15%	39%	32%	12%	100%
FRENCH A LIT	SL	259	5.2	0%	0%	6%	17%	38%	25%	14%	100%
GEORGIA A LIT	HL	22	6.6	0%	0%	0%	0%	0%	36%	64%	100%
GERMAN A LAL	HL	350	5.5	0%	0%	1%	6%	43%	37%	12%	100%
GERMAN A LAL	SL	346	5.5	0%	0%	1%	13%	38%	38%	11%	100%
GERMAN A LIT	HL	658	5.2	0%	0%	2%	15%	48%	30%	6%	100%
GERMAN A LIT	SL	330	5.2	0%	0%	3%	25%	32%	25%	14%	100%
GREENLA A LIT	SL										
HEBREW A LIT	HL										

HEBREW A LIT	SL	40	6.6	0%	0%	0%	3%	5%	28%	65%	100%
HINDI A LIT	HL	10	6.4	0%	0%	0%	0%	10%	40%	50%	100%
HINDI A LIT	SL	64	6.3	0%	0%	0%	0%	19%	38%	44%	100%
HUNGARI A LIT	HL	23	6.2	0%	0%	0%	0%	13%	57%	30%	100%
HUNGARI A LIT	SL	35	6.1	0%	0%	0%	0%	23%	43%	34%	100%
ICELAND A LIT	HL										
ICELAND A LIT	SL										
INDONES A LAL	HL	120	5.6	0%	0%	0%	3%	46%	46%	6%	100%
INDONES A LAL	SL	168	5.6	0%	0%	0%	7%	36%	51%	6%	100%
INDONES A LIT	HL	78	5.5	0%	0%	0%	10%	37%	45%	8%	100%
INDONES A LIT	SL	125	5.0	0%	0%	1%	28%	44%	23%	4%	100%
ITALIAN A LAL	HL	52	6.2	0%	0%	0%	0%	6%	69%	25%	100%
ITALIAN A LAL	SL	52	5.8	0%	0%	0%	4%	27%	50%	19%	100%
ITALIAN A LIT	HL	172	5.0	0%	1%	6%	24%	38%	24%	8%	100%
ITALIAN A LIT	SL	143	5.4	0%	1%	4%	15%	32%	31%	17%	100%
JAPANES A LAL	HL	120	5.9	0%	0%	0%	3%	22%	58%	18%	100%
JAPANES A LAL	SL	71	5.5	0%	0%	0%	13%	37%	37%	14%	100%
JAPANES A LIT	HL	120	6.0	0%	0%	0%	1%	23%	49%	27%	100%
JAPANES A LIT	SL	114	5.9	0%	0%	2%	6%	23%	37%	32%	100%
KHMER A LIT	HL										
KHMER A LIT	SL	10	6.4	0%	0%	0%	0%	0%	60%	40%	100%
KINYARW A LIT	SL										
KOREAN A LAL	HL	107	6.1	0%	0%	0%	1%	21%	49%	29%	100%
KOREAN A LAL	SL	83	5.8	0%	0%	0%	8%	18%	57%	17%	100%
KOREAN A LIT	HL	249	5.7	0%	0%	0%	6%	31%	47%	16%	100%
KOREAN A LIT	SL	348	6.0	0%	0%	0%	5%	19%	46%	30%	100%
KURDISH A LIT	SL										
LAO A LIT	HL										
LAO A LIT	SL										
LATVIAN A LIT	HL	33	5.9	0%	0%	0%	3%	24%	52%	21%	100%
LATVIAN A LIT	SL										
LIT AND PERF	SL	429	4.7	0%	2%	16%	28%	26%	25%	4%	100%
LITHUAN A LIT	HL	28	5.9	0%	0%	0%	0%	25%	57%	18%	100%
LITHUAN A LIT	SL	84	5.4	0%	0%	2%	12%	40%	30%	15%	100%
MACEDON A LIT	HL	45	6.9	0%	0%	0%	0%	0%	7%	93%	100%
MACEDON A LIT	SL										
MALAY A LIT	HL	49	6.3	0%	0%	0%	0%	6%	53%	41%	100%
MALAY A LIT	SL	421	6.4	0%	0%	0%	1%	1%	53%	45%	100%
MARATHI A LIT	SL										
MOD. GR A LAL	HL	36	6.2	0%	0%	0%	0%	14%	50%	36%	100%
MOD. GR A LAL	SL	83	6.0	0%	0%	0%	1%	16%	64%	19%	100%
MOD. GR A LIT	HL	128	5.0	0%	1%	2%	30%	39%	17%	11%	100%
MOD. GR A LIT	SL	285	5.0	0%	1%	6%	19%	42%	25%	7%	100%
MONGOLI A LIT	SL										
NDEBELE A LIT	SL										
NEPALI A LIT	HL										
NEPALI A LIT	SL	21	6.0	0%	0%	0%	10%	5%	57%	29%	100%
NORWEGI A LAL	HL	32	5.9	0%	0%	3%	9%	16%	38%	34%	100%
NORWEGI A LAL	SL	24	5.0	0%	0%	0%	33%	29%	38%	0%	100%
NORWEGI A LIT	HL	220	5.5	0%	0%	3%	9%	43%	29%	17%	100%
NORWEGI A LIT	SL	127	5.6	0%	0%	3%	13%	25%	35%	23%	100%
OROMO A LIT	SL										
PERSIAN A LIT	HL										
PERSIAN A LIT	SL	26	6.9	0%	0%	0%	0%	0%	8%	92%	100%
POLISH A LIT	HL	160	5.6	0%	1%	3%	9%	29%	39%	21%	100%
POLISH A LIT	SL	639	5.3	0%	0%	3%	18%	34%	34%	10%	100%
PORTUGU A LAL	HL	259	5.5	0%	0%	3%	14%	25%	47%	12%	100%
PORTUGU A LAL	SL	82	5.5	0%	0%	4%	13%	21%	52%	10%	100%
PORTUGU A LIT	HL	64	5.3	0%	0%	0%	17%	44%	34%	5%	100%
PORTUGU A LIT	SL	62	5.1	0%	3%	5%	18%	37%	27%	10%	100%
PUNJABI A LIT	SL										
ROMANIA A LIT	HL	35	6.1	0%	0%	0%	3%	14%	51%	31%	100%

ROMANIA A LIT	SL	19	6.5	0%	0%	0%	5%	5%	26%	63%	100%
RUSSIAN A LAL	HL	24	5.4	0%	0%	0%	17%	33%	42%	8%	100%
RUSSIAN A LAL	SL	47	5.4	0%	0%	0%	15%	38%	40%	6%	100%
RUSSIAN A LIT	HL	129	4.8	0%	0%	7%	36%	31%	19%	8%	100%
RUSSIAN A LIT	SL	268	4.8	0%	0%	12%	27%	34%	20%	7%	100%
SERBIAN A LIT	HL	41	5.7	0%	0%	0%	12%	24%	46%	17%	100%
SERBIAN A LIT	SL	35	6.0	0%	0%	0%	6%	23%	37%	34%	100%
SESOTHO A LIT	HL	25	6.4	0%	0%	0%	0%	4%	48%	48%	100%
SESOTHO A LIT	SL	29	6.6	0%	0%	0%	0%	0%	38%	62%	100%
SLOVAK A LIT	HL	12	6.0	0%	0%	0%	8%	33%	8%	50%	100%
SLOVAK A LIT	SL	59	5.9	0%	0%	2%	7%	25%	34%	32%	100%
SLOVENE A LIT	HL	68	6.3	0%	0%	0%	1%	3%	56%	40%	100%
SPANISH A LAL	HL	1,131	5.1	0%	0%	3%	22%	38%	31%	6%	100%
SPANISH A LAL	SL	515	4.9	0%	0%	10%	29%	28%	27%	6%	100%
SPANISH A LIT	HL	4,548	4.7	0%	1%	9%	31%	40%	17%	2%	100%
SPANISH A LIT	SL	776	4.9	0%	0%	6%	29%	37%	20%	7%	100%
SWAHILI A LIT	HL	26	5.8	0%	0%	0%	4%	19%	65%	12%	100%
SWAHILI A LIT	SL	26	5.8	0%	0%	0%	8%	15%	65%	12%	100%
SWEDISH A LAL	HL	78	5.5	0%	0%	0%	5%	50%	33%	12%	100%
SWEDISH A LAL	SL	90	5.4	0%	0%	2%	14%	38%	30%	16%	100%
SWEDISH A LIT	HL	225	5.6	0%	0%	2%	9%	33%	39%	16%	100%
SWEDISH A LIT	SL	333	5.4	0%	0%	2%	22%	30%	32%	15%	100%
TAJK A LIT	SL										
TAMIL A LIT	SL										
TELUGU A LIT	SL										
THAI A LAL	HL	29	6.1	0%	0%	0%	0%	10%	69%	21%	100%
THAI A LAL	SL	113	6.1	0%	0%	0%	4%	12%	50%	34%	100%
THAI A LIT	HL	12	5.4	0%	0%	0%	8%	50%	33%	8%	100%
THAI A LIT	SL	32	4.7	0%	3%	13%	16%	53%	9%	6%	100%
TIBETAN A LIT	SL										
TIGRINY A LIT	SL										
TURKISH A LIT	HL	248	5.9	0%	0%	1%	3%	22%	53%	21%	100%
TURKISH A LIT	SL	178	5.9	0%	0%	1%	3%	32%	39%	25%	100%
UKRAINI A LIT	HL										
UKRAINI A LIT	SL	10	6.2	0%	0%	0%	0%	30%	20%	50%	100%
URDU A LIT	HL										
URDU A LIT	SL	23	5.6	0%	0%	0%	4%	39%	48%	9%	100%
VIETNAM A LIT	HL	50	5.9	0%	0%	0%	0%	26%	60%	14%	100%
VIETNAM A LIT	SL	94	5.7	0%	0%	7%	6%	18%	41%	27%	100%
Group 1 Total		96,466	5.0	0%	0%	5%	25%	39%	25%	6%	100%

				Percentage of candidates awarded grades							
Group 2	Level	Number of Candidates	Mean Grade	1	2	3	4	5	6	7	Total
ARABIC AB.	SL	208	4.6	0%	7%	14%	25%	24%	23%	8%	100%
ARABIC B	HL	751	5.9	0%	0%	1%	6%	20%	51%	22%	100%
ARABIC B	SL	329	5.8	0%	0%	2%	9%	23%	42%	24%	100%
BEG. HINDI	SL	23	5.7	0%	0%	0%	17%	13%	48%	22%	100%
BEG.NYNORSK	SL	10	5.7	0%	0%	0%	0%	50%	30%	20%	100%
CHINESE B	HL	869	6.4	0%	0%	0%	3%	6%	39%	52%	100%
CHINESE B	SL	2,068	6.1	0%	0%	2%	7%	13%	32%	45%	100%
CLASS.GREEK	HL	17	6.6	0%	0%	6%	0%	0%	18%	76%	100%
DANISH B	HL	156	5.5	0%	0%	4%	14%	22%	44%	16%	100%
DANISH B	SL	32	4.6	0%	6%	16%	31%	13%	25%	9%	100%
DUTCH B	HL	116	6.0	0%	0%	2%	7%	12%	49%	30%	100%
DUTCH B	SL	118	5.5	0%	0%	3%	15%	26%	42%	14%	100%
ENGLISH AB.	SL	279	5.1	0%	3%	12%	22%	19%	30%	15%	100%
ENGLISH B	HL	11,900	5.7	0%	0%	0%	6%	25%	55%	13%	100%
ENGLISH B	SL	2,396	5.9	0%	0%	1%	5%	20%	54%	20%	100%
FINNISH B	HL	21	6.5	0%	0%	0%	0%	0%	48%	52%	100%
FINNISH B	SL	23	6.2	0%	0%	0%	4%	17%	30%	48%	100%
FRENCH AB.	SL	2,723	5.0	0%	3%	10%	20%	27%	26%	14%	100%
FRENCH B	HL	3,539	5.2	0%	1%	10%	17%	25%	30%	17%	100%
FRENCH B	SL	11,364	4.9	0%	2%	10%	25%	29%	26%	7%	100%
GERMAN AB.	SL	840	4.9	0%	2%	9%	27%	23%	29%	9%	100%
GERMAN B	HL	1,279	5.8	0%	0%	3%	8%	23%	39%	27%	100%
GERMAN B	SL	1,619	5.2	0%	1%	8%	21%	27%	29%	14%	100%
HEBREW B	SL	50	5.2	0%	0%	20%	14%	8%	42%	16%	100%
HINDI B	HL	484	5.5	0%	0%	1%	10%	34%	49%	7%	100%
HINDI B	SL	703	5.8	0%	0%	0%	4%	21%	60%	14%	100%
INDONESIAN B	HL	129	6.3	0%	0%	0%	0%	6%	55%	39%	100%
INDONESIAN B	SL	93	6.1	0%	0%	0%	2%	16%	53%	29%	100%
ITALIAN AB.	SL	657	4.9	0%	2%	12%	25%	24%	25%	12%	100%
ITALIAN B	HL	216	6.0	0%	0%	8%	8%	11%	24%	49%	100%
ITALIAN B	SL	358	4.7	0%	2%	27%	23%	15%	15%	18%	100%
JAPANESE AB.	SL	330	4.9	0%	5%	12%	20%	22%	23%	17%	100%
JAPANESE B	HL	116	6.1	0%	0%	3%	4%	13%	34%	46%	100%
JAPANESE B	SL	430	5.1	0%	0%	6%	27%	30%	25%	11%	100%
KOREAN B	HL	57	5.7	0%	0%	2%	16%	21%	37%	25%	100%
KOREAN B	SL	45	5.2	0%	0%	4%	20%	36%	27%	13%	100%
LATIN	HL	275	4.8	1%	10%	18%	15%	17%	16%	23%	100%
LATIN	SL	976	4.4	1%	10%	11%	32%	26%	12%	8%	100%
MALAY AB.	SL	28	5.9	0%	0%	0%	7%	25%	39%	29%	100%
MANDARIN AB.	SL	1,095	5.4	0%	3%	9%	14%	20%	29%	25%	100%
NORWEGIAN B	HL	99	5.8	0%	0%	4%	15%	15%	30%	35%	100%
NORWEGIAN B	SL	59	5.3	0%	0%	7%	19%	24%	36%	15%	100%
PORTUGUESE B	HL	72	6.1	0%	0%	0%	0%	15%	58%	26%	100%
PORTUGUESE B	SL	53	5.9	0%	0%	0%	8%	23%	43%	26%	100%
RUSSIAN AB.	SL	76	5.7	0%	4%	5%	11%	18%	24%	38%	100%
RUSSIAN B	HL	73	6.5	0%	0%	0%	0%	8%	32%	60%	100%
RUSSIAN B	SL	91	6.3	0%	0%	0%	1%	14%	40%	45%	100%
SPANISH AB.	SL	5,606	5.1	0%	1%	8%	24%	29%	27%	11%	100%
SPANISH B	HL	6,265	5.4	0%	1%	7%	16%	25%	32%	19%	100%
SPANISH B	SL	18,346	5.0	0%	0%	7%	23%	35%	26%	8%	100%
SWAHILI AB.	SL	49	5.6	0%	0%	4%	16%	16%	47%	16%	100%
SWEDISH B	HL	161	5.7	0%	0%	2%	12%	20%	43%	23%	100%
SWEDISH B	SL	132	5.2	0%	0%	7%	20%	27%	38%	8%	100%
Group 2 Total		77,813	5.3	0%	1%	6%	18%	27%	34%	14%	100%

				Percentage of candidates awarded grades							
Group 3	Level	Number of Candidates	Mean Grade	1	2	3	4	5	6	7	Total
ART HISTORY	SL	186	4.5	1%	8%	13%	30%	26%	17%	6%	100%
BRAZ.SOC.STUD	SL	140	4.8	0%	4%	15%	19%	31%	21%	11%	100%
BUS.& MAN.	HL	7,766	4.7	0%	3%	11%	24%	34%	23%	5%	100%
BUS.& MAN.	SL	5,775	4.8	0%	3%	12%	23%	33%	22%	7%	100%
CL.GK.ROM.ST.	SL	26	5.2	0%	0%	8%	15%	42%	23%	12%	100%
CL.GK.ROM.ST.	SL	14	5.4	0%	0%	0%	14%	36%	43%	7%	100%
ECONOMICS	HL	12,849	5.2	0%	2%	9%	19%	26%	31%	13%	100%
ECONOMICS	SL	8,011	4.7	0%	6%	17%	22%	24%	22%	9%	100%
ENV. AND SOC.	SL	10,322	4.2	1%	8%	19%	33%	22%	13%	4%	100%
GEOGRAPHY	HL	4,531	5.2	0%	1%	6%	18%	31%	31%	13%	100%
GEOGRAPHY	SL	3,340	4.7	0%	6%	13%	22%	30%	20%	9%	100%
GLOB. POL	HL	263	5.1	0%	0%	5%	23%	38%	25%	8%	100%
GLOB. POL	SL	78	5.2	0%	0%	4%	24%	27%	33%	12%	100%
HISTORY	HL	37,942	4.4	0%	4%	15%	35%	32%	11%	2%	100%
HISTORY	SL	6,933	4.7	0%	2%	10%	30%	40%	15%	3%	100%
HISTORY 1	HL	134	5.4	0%	1%	4%	20%	26%	25%	24%	100%
HISTORY 1	SL	74	5.3	0%	0%	4%	18%	34%	38%	7%	100%
ITGS	HL	1,520	4.3	1%	2%	18%	38%	34%	8%	1%	100%
ITGS	SL	1,730	4.5	0%	3%	14%	32%	35%	14%	1%	100%
PEACE&CON.ST.	SL	68	5.8	0%	0%	3%	10%	28%	26%	32%	100%
PHILOSOPHY	HL	1,614	4.9	0%	0%	10%	26%	37%	20%	7%	100%
PHILOSOPHY	SL	1,861	4.7	0%	3%	13%	26%	32%	20%	6%	100%
POLITICAL TH.	SL	19	5.2	0%	0%	0%	21%	58%	5%	16%	100%
PSYCHOLOGY	HL	8,449	4.7	0%	4%	11%	26%	35%	20%	4%	100%
PSYCHOLOGY	SL	9,273	4.4	0%	8%	16%	27%	28%	16%	4%	100%
SCI.TECH.SOC.	SL	23	5.3	0%	0%	4%	13%	30%	48%	4%	100%
SOC.CUL.ANTH.	HL	488	4.9	0%	5%	8%	19%	32%	27%	9%	100%
SOC.CUL.ANTH.	SL	1,571	4.8	0%	2%	6%	33%	36%	18%	4%	100%
TURK 20TH CEN	SL	254	5.4	0%	0%	3%	12%	42%	31%	11%	100%
WLD ART CULT	SL	52	5.9	0%	2%	2%	10%	15%	33%	38%	100%
WLD. POLITICS	SL	19	5.6	0%	0%	0%	5%	42%	37%	16%	100%
WORLD RELIG.	SL	673	4.7	0%	1%	15%	24%	34%	21%	5%	100%
Group 3 Total		125,999	4.6	0%	4%	13%	28%	31%	18%	5%	100%

				Percentage of candidates awarded grades							
Group 4	Level	Number of Candidates	Mean Grade	1	2	3	4	5	6	7	Total
ASTRONOMY	SL	16	4.8	0%	6%	6%	25%	38%	13%	13%	100%
BIOLOGY	HL	26,881	4.4	1%	9%	18%	25%	25%	17%	5%	100%
BIOLOGY	SL	17,021	4.3	1%	10%	19%	25%	25%	15%	4%	100%
CHEMISTRY	HL	14,693	4.5	1%	8%	18%	22%	23%	17%	10%	100%
CHEMISTRY	SL	13,706	4.1	2%	14%	24%	21%	20%	12%	6%	100%
COMPUTER SC.	HL	901	4.4	0%	9%	18%	28%	22%	16%	7%	100%
COMPUTER SC.	SL	1,075	4.1	2%	11%	26%	22%	20%	14%	6%	100%
DESIGN TECH.	HL	868	4.6	0%	3%	14%	28%	36%	18%	1%	100%
DESIGN TECH.	SL	794	4.0	0%	7%	30%	34%	19%	9%	1%	100%
ENV. AND SOC.	SL	10,322	4.2	1%	8%	19%	33%	22%	13%	4%	100%
MARINE SCI.	SL	114	4.3	2%	12%	15%	31%	18%	10%	13%	100%
PHYSICS	HL	10,426	4.7	0%	6%	18%	21%	24%	18%	13%	100%
PHYSICS	SL	11,452	4.2	1%	12%	24%	23%	20%	13%	8%	100%
SPORTS EX SCI	SL	1,424	4.1	0%	10%	26%	24%	23%	11%	4%	100%
Group 4 Total		109,693	4.3	1%	10%	20%	25%	23%	15%	7%	100%

				Percentage of candidates awarded grades							
Group 5 Total	Level	Number of Candidates	Mean Grade	1	2	3	4	5	6	7	Total
FURTH. MATHS	HL	178	4.7	2%	9%	16%	20%	18%	14%	21%	100%
MATH.STUDIES	SL	30,033	4.5	1%	9%	14%	24%	26%	18%	8%	100%
MATHEMATICS	HL	12,003	4.4	1%	9%	17%	25%	23%	16%	9%	100%
MATHEMATICS	SL	40,814	4.4	1%	10%	17%	22%	25%	18%	8%	100%
Group 5 Total		83,028	4.5	1%	9%	16%	23%	25%	17%	8%	100%

				Percentage of candidates awarded grades							
Group 6 Total	Level	Number of Candidates	Mean Grade	1	2	3	4	5	6	7	Total
DANCE	HL	297	5.1	0%	0%	9%	20%	30%	34%	7%	100%
DANCE	SL	218	4.5	0%	4%	25%	20%	22%	24%	6%	100%
FILM	HL	1,853	4.6	0%	3%	13%	28%	34%	18%	5%	100%
FILM	SL	1,096	4.1	1%	8%	19%	33%	30%	9%	1%	100%
LIT AND PERF	SL	429	4.7	0%	2%	16%	28%	26%	25%	4%	100%
MUSIC	HL	1,257	4.5	0%	2%	17%	33%	32%	13%	3%	100%
MUSIC	SL	1,911	4.3	0%	1%	20%	38%	29%	11%	1%	100%
THEATRE	HL	2,281	5.0	0%	1%	10%	28%	27%	22%	13%	100%
THEATRE	SL	1,105	5.0	0%	1%	6%	27%	38%	20%	9%	100%
VISUAL ARTS	HL	8,534	4.9	0%	2%	12%	27%	27%	25%	8%	100%
VISUAL ARTS	SL	4,718	4.5	0%	3%	16%	32%	27%	17%	5%	100%
Group 6 Total		23,699	4.7	0%	2%	14%	29%	28%	20%	6%	100%

ALL SUBJECTS TOTAL		516,698	4.7	0%	5%	12%	25%	29%	21%	7%	100%
---------------------------	--	----------------	------------	-----------	-----------	------------	------------	------------	------------	-----------	-------------

*Subjects with less than 10 candidates have been removed from this list. They are included in the group totals and the all subject total.



International Baccalaureate®
Baccalauréat International
Bachillerato Internacional