



### *Process and Product:*



As you can see in the picture on the left I got a big piece of paper and divided them into 4 separate pieces. In each separate paper I drew 4 bikes that all told a story of a typical lifestyle in the Netherlands.




I did however draw the bike first and then the figure. When looking back at the drawings that I made I feel like the biggest improvement that is quite obvious and that is that the figures are too small compared to the bike. I would have changed this but I did not plan my homework time well and had to rush it at the end and couldn't make any changes.





After sketching all four bikes and the figures I was inspired by a piece that I saw at Cultural Heritage, which can be seen on the right. I also wanted to do more drawings but the time that we had was very short. The final step that I did was coloring in the painting with watercolors and then painting it over with a paintbrush. I did like that I had 4 different drawings and they all represented different lifestyles.



This is the final piece. As I said before I wasn't very happy with the work that I did but I still think the final piece that I did was good.

#### Main Improvements:

- Making figures bigger
- Adding a background to all 4 drawings so it doesn't look too plain.
- Overall making the drawings bigger and creating more drawings.



## Visual Arts E-portfolio

This last page I just wanted to show what I did in my art book before doing my final piece. I believe that these drawings are a lot more stronger and detailed than my final piece. I actually wanted to make my final piece look similar to these images but I took the wrong path and I never corrected myself. I feel like these images are more attractive and more interesting than my final piece. My final piece was a little boring and I wish I could change it but due to my bad planning for homework I was rushed and could not make it look like the drawings in my Visual Arts book.

